



Maricopa County Sheriff's Office

Annual Report for Fountain Hills

This report reflects a year to year comparison of calls for service and on view based on the primary deputy's call sign.

Data Sources and Knowledge Stores

The Maricopa County Sheriff's Office (MCSO) utilizes Intergraph's Computer-Aided Dispatch (I/CAD), that went live within the MCSO on September 24th, 2013.

Definitions

Calls for Service (CFS) – occurs when a resident contacts the Office, typically by phone, and a deputy is dispatched to handle the call (Wilson & Weiss, 2009).

They include calls to "911" for emergency assistance along with to non-emergency numbers (Police Data Initiative, n.d.).

Deputy Initiated Activities (On View/OV) – occurs when a deputy initiates the dispatch by conducting a traffic stop or other proactive policing event.

Unknown Origin – this occurs when the I/CAD is unable to determine the origin of the event. This is rare but does happen.

Additional Information

An asterisk (*) indicates subcodes were grouped under the main event category. For example, speeding and no seatbelt, etc., are grouped under the main event category Traffic Violation*.

References

Police Data Initiative. (n.d.). *Calls for Service*. Retrieved June 13, 2018, from Police Data Initiative: <https://www.policedatainitiative.org/datasets/calls-for-service/>

Wilson, J., & Weiss, A. (2009). *A performance-based approach to police staffing and allocation*. Washington, DC: Office of Community Oriented Policing Services.

Top 20 Calls For Service

Event Category	2018	2019	2020
WELFARE CHECK	742	828	138
FALSE BURGLAR ALARM*	726	644	78
CITIZEN/MOTORIST ASSIST	250	276	38
SUSPICIOUS ACTIVITY	191	239	36
CIVIL ACTION	203	175	26
FOLLOW UP	144	191	30
SUSPICIOUS PERSON	172	172	20
TRAFFIC HAZARD	177	147	31
VEHICLE CRASH (NO INJURIES)*	158	161	30
AUDIBLE BURGLAR ALARM*	155	119	28
SUSPICIOUS PERSON AND VEHICLE	132	121	15
ANIMAL NOISE PROBLEM	114	119	25
LOUD NEIGHBORS DISTURBING	114	116	17
THEFT	123	110	14
ABANDONED VEHICLE	80	88	9
ATTEMPT TO LOCATE	81	67	18
ILLEGAL PARKING	75	71	14
INJURED/SICK PERSON	85	57	14
ANIMAL PROBLEM	79	61	10
CRIMINAL DAMAGE	73	60	10
Total	3874	3822	601

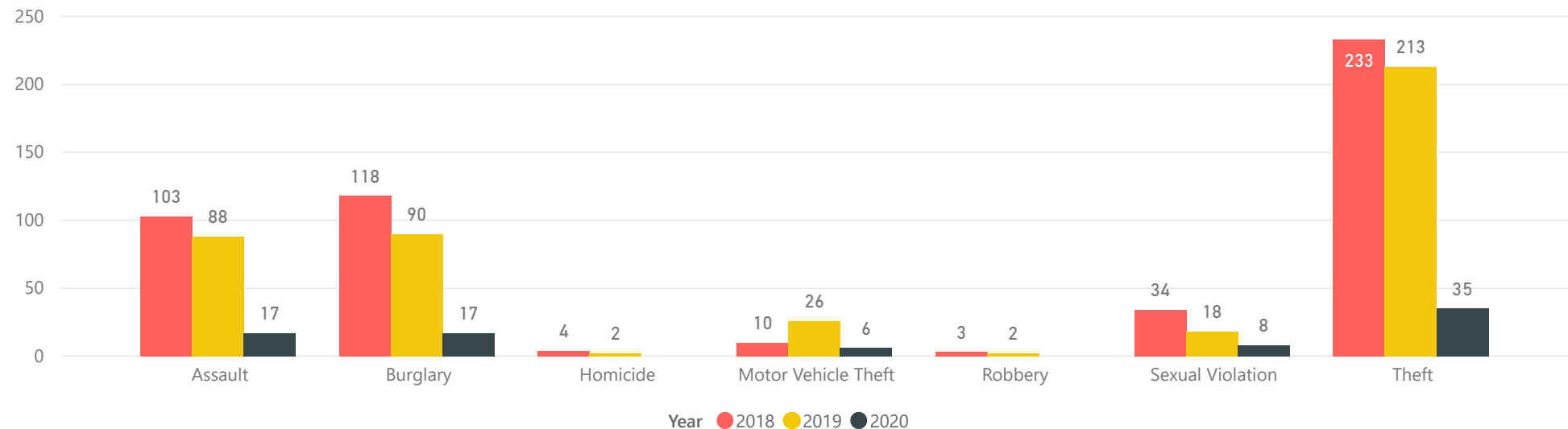
Top 20 On View

Event Category	2018	2019	2020
PATROL/VACATION WATCH	4890	2054	375
TRAFFIC VIOLATION*	775	2052	594
TRAFFIC CONTROL	514	648	122
FOLLOW UP	561	574	121
SPEEDERS	691	156	5
SCHOOL PROGRAMS(COMM SERV)	343	252	31
CITIZEN/MOTORIST ASSIST	183	189	34
COMMUNITY POLICING*	269	100	10
WELFARE CHECK	113	65	5
SPECIAL DETAIL	105	59	15
TRAFFIC HAZARD	32	92	10
SUSPICIOUS ACTIVITY	45	46	12
FOUND PROPERTY	47	40	8
ORDERS OF PROT - HARASS - CIVIL USE ONLY	34	34	10
CIVIL ACTION	47	17	9
SUSPICIOUS PERSON AND VEHICLE	36	25	1
CIVIL SUMMONS -CIVIL USE ONLY	25	17	
SUSPICIOUS VEHICLE	24	12	5
CRIMINAL SUBPOENA - CIVIL USE	31	8	
VEHICLE CRASH (NO INJURIES)*	17	10	4
Total	8782	6450	1371

Top 20 Calls for Service with Incident Reports

Event Category	2018	2019	2020
VEHICLE CRASH (NO INJURIES)*	111	127	26
THEFT	97	91	10
WELFARE CHECK	50	127	9
CRIMINAL DAMAGE	58	53	10
SUSPICIOUS ACTIVITY	23	74	9
VEHICLE CRASH (WITH INJURIES)*	50	42	7
BURGLARY FROM VEHICLE	41	35	7
HIT AND RUN (NO INJURIES)	29	46	3
FRAUD OR CON GAME	36	33	8
FOUND PROPERTY	29	32	8
IDENTITY THEFT	39	26	3
DEAD BODY	28	29	5
ASSAULT D/V	28	27	5
CIVIL ACTION	24	31	5
FALSE BURGLAR ALARM*	14	45	
DISORDERLY CONDUCT	18	32	5
ATTEMPT SUICIDE	20	28	3
FIGHT/MUTUAL COMBAT (DV)	15	30	3
INJURED/SICK PERSON	23	18	7
ASSAULT	27	12	4
VIOLATION OF COURT ORDER	17	26	
Total	777	964	137

Major Crime Indicators





Annual Report for Fountain Hills

February, 2020

Top 10 Calls For Service

Event Category	2020
WELFARE CHECK	64
FALSE BURGLAR ALARM*	48
CITIZEN/MOTORIST ASSIST	23
SUSPICIOUS ACTIVITY	22
TRAFFIC HAZARD	20
FOLLOW UP	17
ANIMAL NOISE PROBLEM	15
CIVIL ACTION	13
AUDIBLE BURGLAR ALARM*	12
ATTEMPT TO LOCATE	11
SUSPICIOUS PERSON	11
Total	256

Top 10 On View

Event Category	2020
TRAFFIC VIOLATION*	254
PATROL/VACATION WATCH	190
TRAFFIC CONTROL	66
FOLLOW UP	56
CITIZEN/MOTORIST ASSIST	18
SCHOOL PROGRAMS(COMM SERV)	18
ORDERS OF PROT - HARASS - CIVIL	9
USE ONLY	9
SPECIAL DETAIL	9
CIVIL ACTION	8
SUSPICIOUS ACTIVITY	7
Total	635

Top 6 Calls for Service with Reports

Event Category	2020
TRAFFIC VIOLATION*	9
SEXUAL ASSAULT ADULT	4
CIVIL ACTION	3
FOUND PROPERTY	2
SUSPICIOUS ACTIVITY	2
VEHICLE CRASH (NO INJURIES)*	2
Total	22

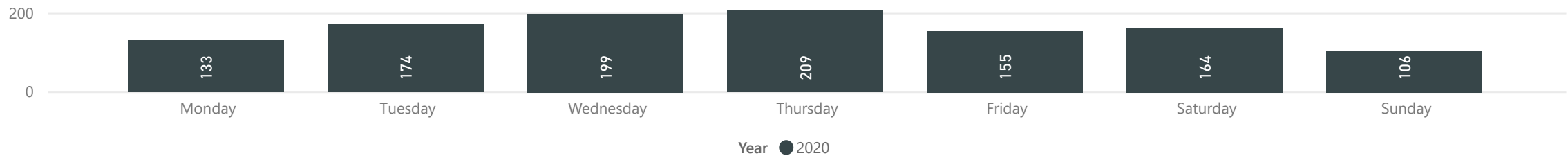
Areas of Special Interest

Event Category	2020
ATTEMPT SUICIDE	3
NARCOTICS/OTHER DRUGS	3
SEXUAL ASSAULT ADULT	6
SUICIDE	1
Total	13

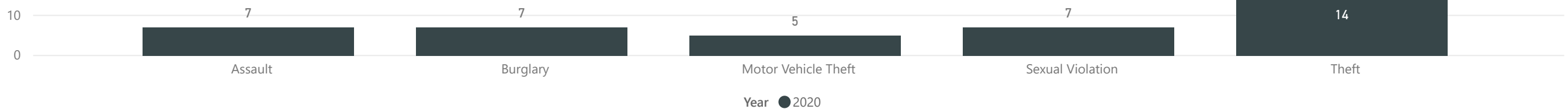
Events by Call Source

Call Source	2020
Calls for Service (CFS)	454
Deputy Initiated Activities (On View/OV)	692
Total	1140

Calls for Service by Day of Week

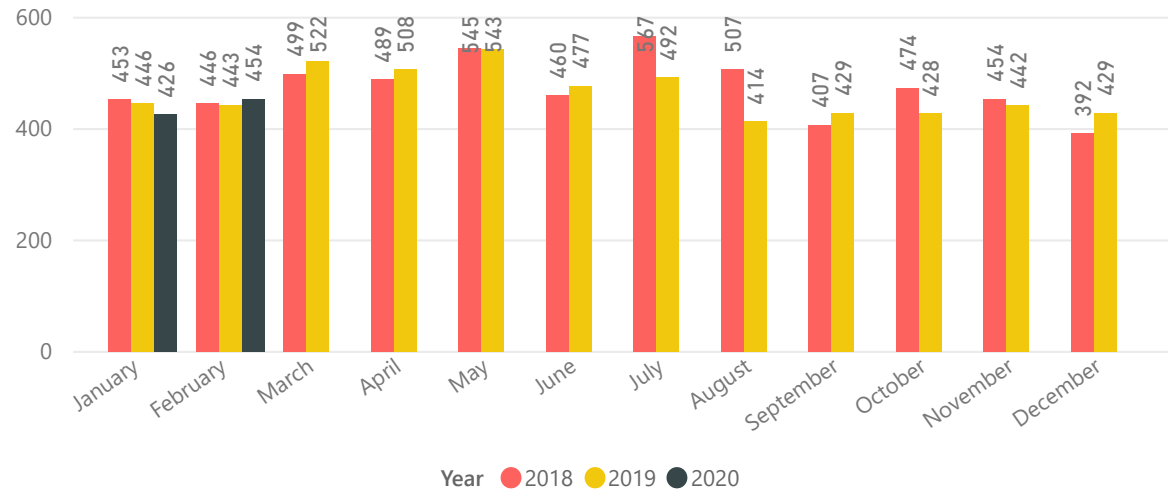


Major Crime Indicators

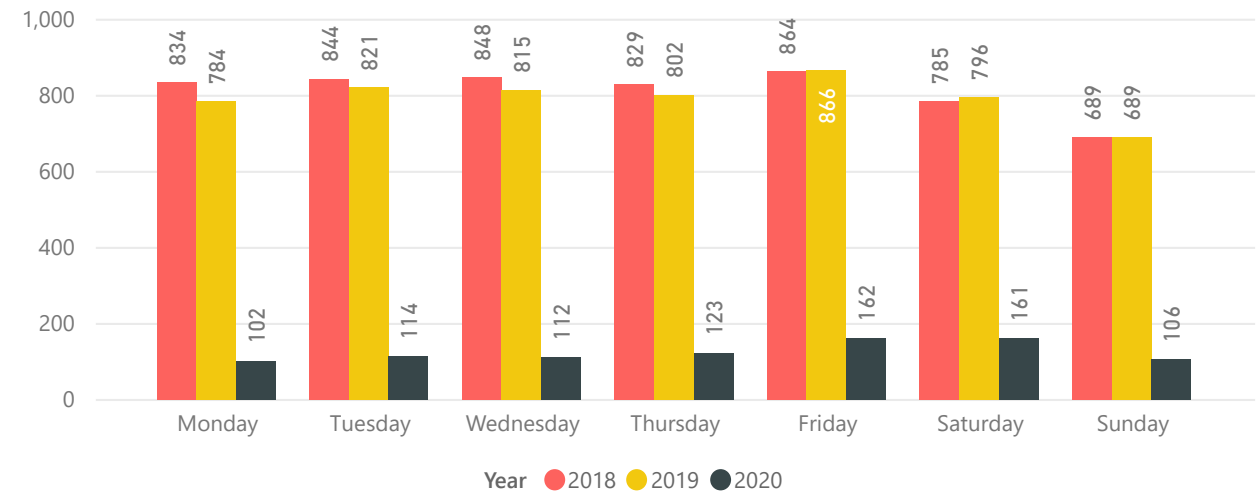


CALLS FOR SERVICE

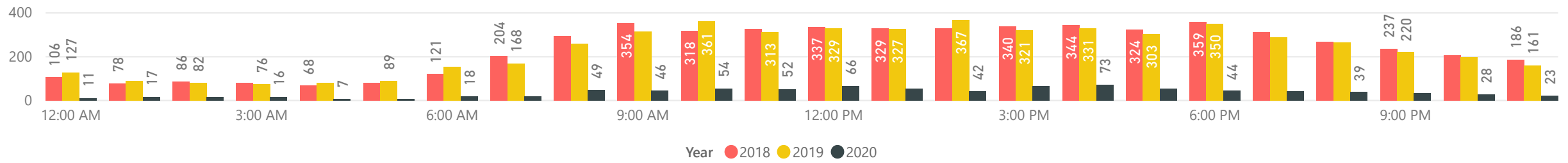
Calls for Service by Month



Calls for Service by Day of Week



Calls for Service by Hour



Calls for Service by Year and Hour of the Day

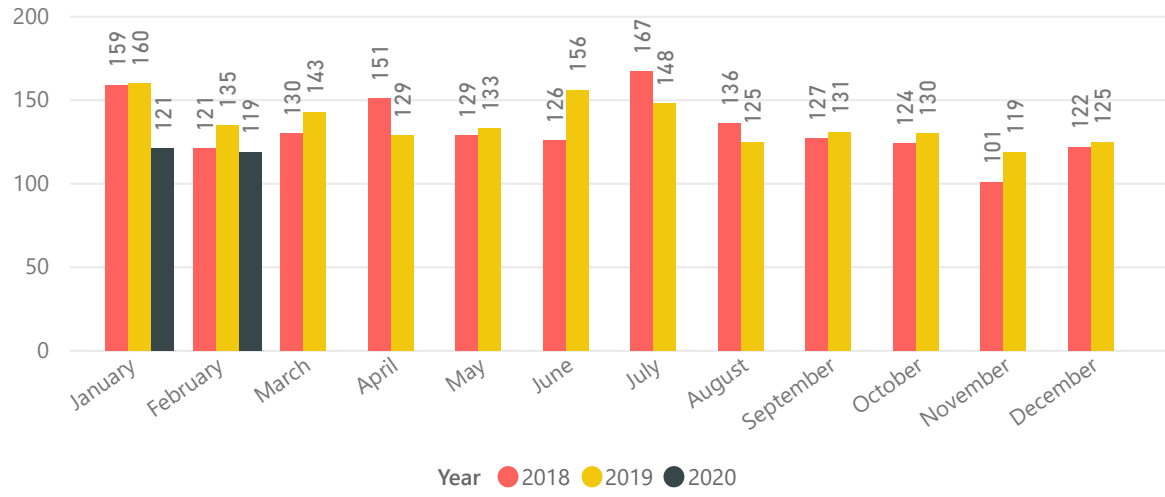
Year	00:00	01:00	02:00	03:00	04:00	05:00	06:00	07:00	08:00	09:00	10:00	11:00	12:00	13:00	14:00	15:00	16:00	17:00	18:00	19:00	20:00	21:00	22:00	23:00	Total
2018	106	78	86	82	68	82	121	204	294	354	318	328	337	329	330	340	344	324	359	312	268	237	206	186	5693
2019	127	88	82	76	81	89	154	168	258	315	361	313	329	327	367	321	331	303	350	289	264	220	199	161	5573
2020	11	17	16	16	7	8	18	19	49	46	54	52	66	55	42	65	73	55	44	42	39	35	28	23	880
Total	244	183	184	174	156	179	293	391	601	715	733	693	732	711	739	726	748	682	753	643	571	492	433	370	12146

Calls for Service by Day of the Week and Hour of the Day

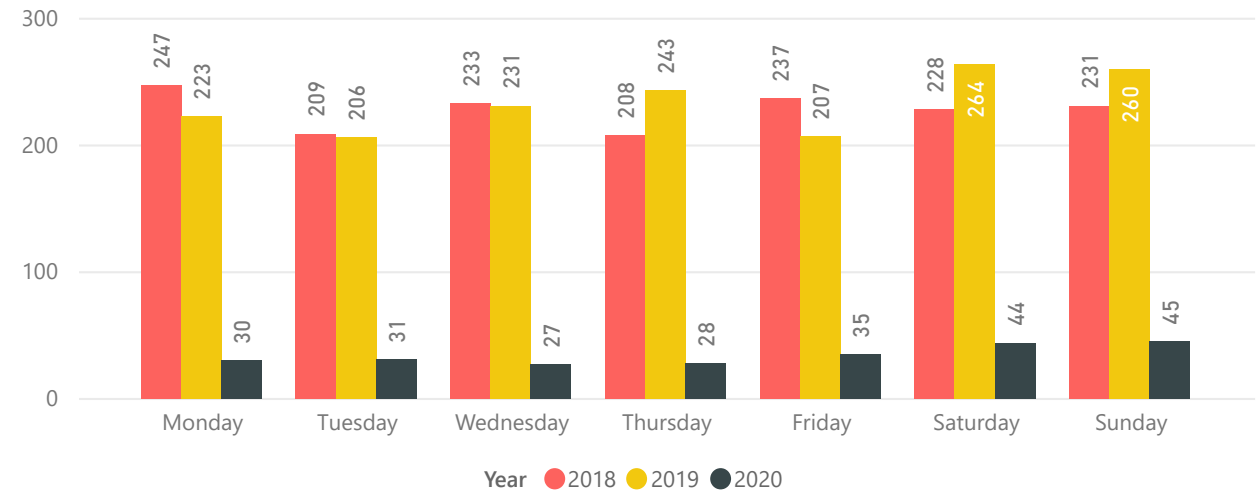
Day Name	00:00	01:00	02:00	03:00	04:00	05:00	06:00	07:00	08:00	09:00	10:00	11:00	12:00	13:00	14:00	15:00	16:00	17:00	18:00	19:00	20:00	21:00	22:00	23:00	Total
Monday	29	20	13	28	28	20	35	60	90	101	112	89	89	102	125	106	118	92	111	111	73	69	59	40	1720
Tuesday	28	21	18	28	20	28	49	68	96	106	108	108	112	107	122	127	110	92	98	99	70	70	52	42	1779
Wednesday	32	19	29	28	28	26	46	49	96	112	99	93	106	114	116	108	102	95	129	86	91	72	56	43	1775
Thursday	36	25	26	23	18	25	41	58	84	118	96	88	110	110	104	106	110	111	110	88	80	69	62	56	1754
Friday	32	27	29	20	28	33	46	64	96	118	123	108	127	115	112	102	112	108	106	86	90	82	69	59	1892
Saturday	47	36	39	25	16	24	44	48	79	97	104	119	113	80	76	103	93	100	91	102	87	71	69	79	1742
Sunday	40	35	30	22	18	23	32	44	60	63	91	88	75	83	84	74	103	84	108	71	80	59	66	51	1484
Total	244	183	184	174	156	179	293	391	601	715	733	693	732	711	739	726	748	682	753	643	571	492	433	370	12146

CALLS FOR SERVICE ASSISTING UNITS

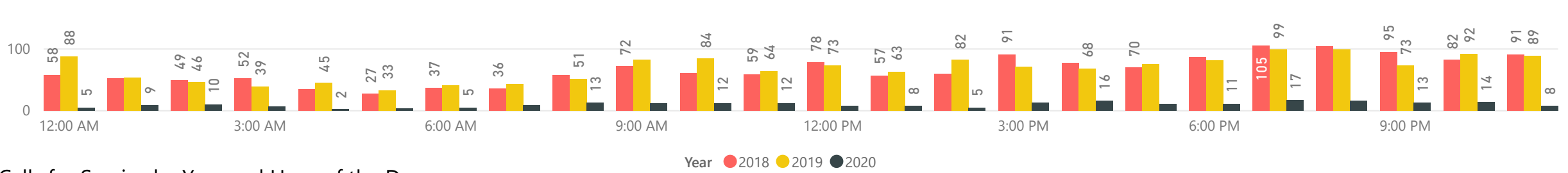
Calls for Service by Month



Calls for Service by Day of Week



Calls for Service by Hour



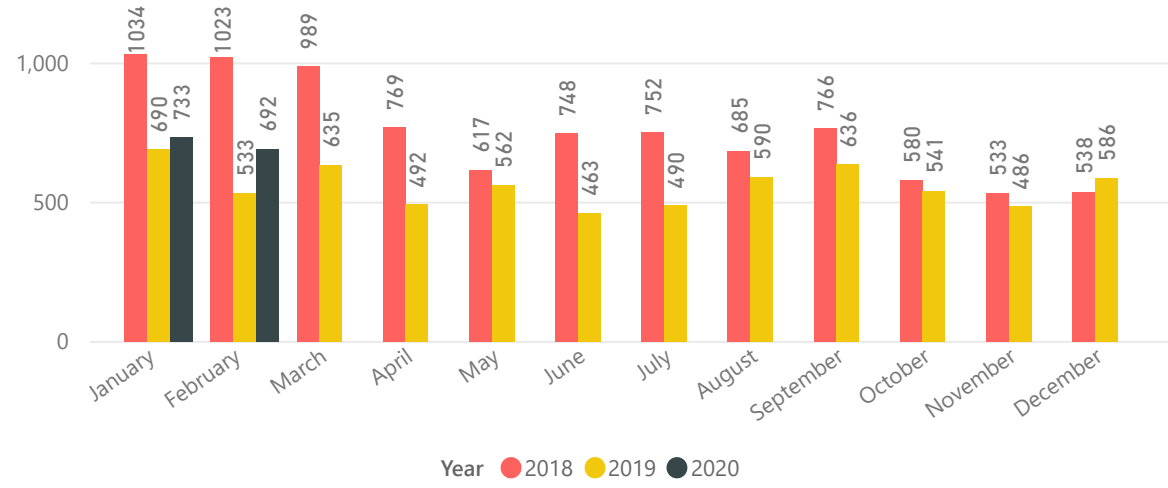
Calls for Service by Year and Hour of the Day

Year	00:00	01:00	02:00	03:00	04:00	05:00	06:00	07:00	08:00	09:00	10:00	11:00	12:00	13:00	14:00	15:00	16:00	17:00	18:00	19:00	20:00	21:00	22:00	23:00	Total
2018	58	52	49	52	35	27	37	36	58	72	61	59	78	57	60	91	77	70	87	105	104	95	82	91	1593
2019	88	53	46	39	45	33	41	43	51	82	84	64	73	63	82	71	68	75	81	99	99	73	92	89	1634
2020	5	9	10	7	2	4	5	9	13	12	12	12	8	8	5	13	16	11	11	17	16	13	14	8	240
Total	151	114	105	98	82	64	83	88	122	166	157	135	159	128	147	175	161	156	179	221	219	181	188	188	3467

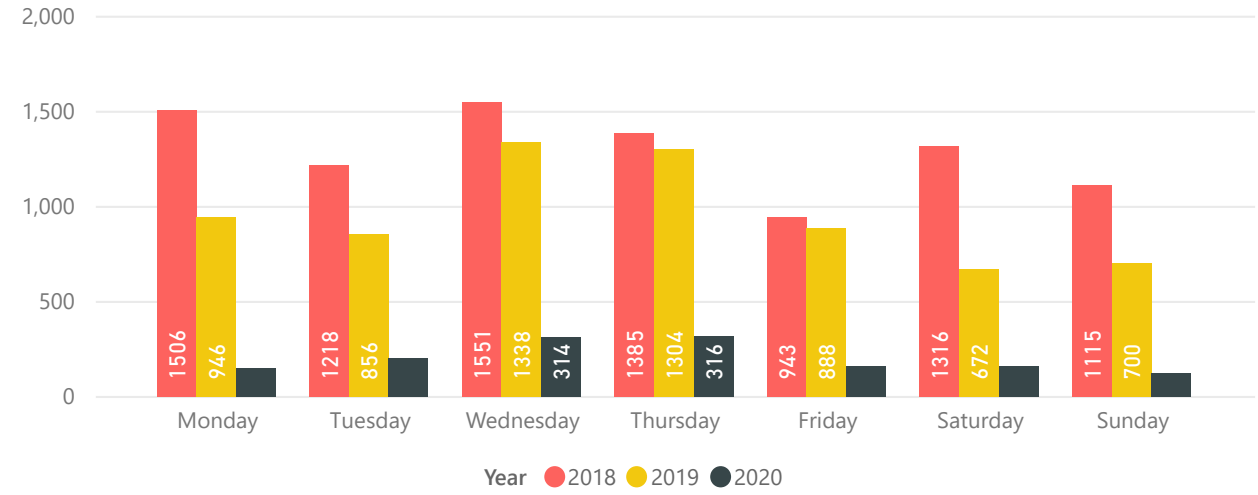
Calls for Service by Day of the Week and Hour of the Day

Day Name	00:00	01:00	02:00	03:00	04:00	05:00	06:00	07:00	08:00	09:00	10:00	11:00	12:00	13:00	14:00	15:00	16:00	17:00	18:00	19:00	20:00	21:00	22:00	23:00	Total
Monday	18	11	4	18	16	5	14	19	15	25	21	22	16	15	27	31	34	31	27	34	26	24	23	24	500
Tuesday	16	10	12	17	14	9	11	12	17	18	20	23	16	17	21	25	24	21	29	24	25	18	24	23	446
Wednesday	16	13	18	11	15	11	11	8	9	23	12	16	34	23	18	26	22	19	29	24	39	39	27	28	491
Thursday	29	16	15	11	7	6	12	12	15	22	26	15	17	23	20	25	20	20	22	30	30	27	30	29	479
Friday	21	17	14	13	15	9	10	14	22	34	19	16	30	14	17	21	17	22	21	27	28	25	23	30	479
Saturday	28	24	24	13	9	11	13	15	23	23	28	16	22	16	14	27	20	26	22	45	36	23	27	31	536
Sunday	23	23	18	15	6	13	12	8	21	21	31	27	24	20	30	20	24	17	29	37	35	25	34	23	536
Total	151	114	105	98	82	64	83	88	122	166	157	135	159	128	147	175	161	156	179	221	219	181	188	188	3467

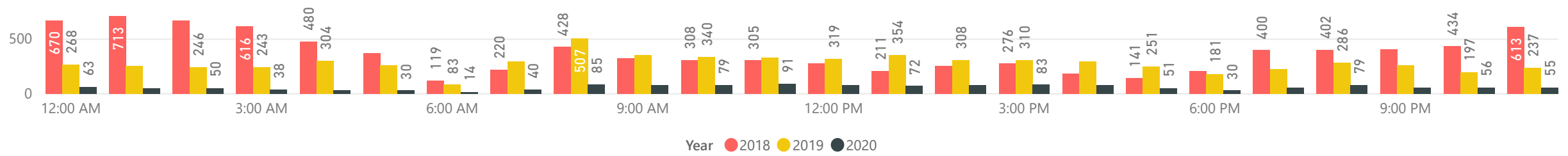
On View by Month



On View by Day of Week



On View by Hour



On View by Year and Hour of the Day

Year	00:00	01:00	02:00	03:00	04:00	05:00	06:00	07:00	08:00	09:00	10:00	11:00	12:00	13:00	14:00	15:00	16:00	17:00	18:00	19:00	20:00	21:00	22:00	23:00	Total
2018	670	713	669	616	480	373	119	220	428	326	308	305	276	211	256	276	186	141	206	400	402	406	434	613	9034
2019	268	253	246	243	304	259	83	295	507	355	340	330	319	354	308	310	297	251	181	223	286	258	197	237	6704
2020	63	51	50	38	30	30	14	40	85	80	79	91	78	72	77	83	80	51	30	57	79	56	56	55	1425
Total	1001	1017	965	897	814	662	216	555	1020	761	727	726	673	637	641	669	563	443	417	680	767	720	687	905	17163

On View by Day of the Week and Hour of the Day

Day Name	00:00	01:00	02:00	03:00	04:00	05:00	06:00	07:00	08:00	09:00	10:00	11:00	12:00	13:00	14:00	15:00	16:00	17:00	18:00	19:00	20:00	21:00	22:00	23:00	Total
Monday	127	128	124	97	106	112	33	99	181	112	110	104	97	100	93	148	167	132	86	96	114	78	43	115	2602
Tuesday	120	150	139	123	94	100	37	82	163	106	90	105	96	97	106	97	71	63	68	70	48	37	52	161	2275
Wednesday	200	170	170	169	163	101	26	91	176	123	127	153	134	128	143	115	94	67	81	124	163	150	166	169	3203
Thursday	159	158	148	154	157	100	39	98	203	152	154	148	142	127	123	126	94	55	71	108	108	131	118	132	3005
Friday	139	156	132	118	115	78	19	91	150	106	90	93	93	82	61	93	62	67	34	36	30	14	37	98	1994
Saturday	142	148	148	123	110	106	29	44	60	71	78	54	48	40	54	48	41	26	41	127	169	172	142	125	2146
Sunday	114	107	104	113	69	65	33	50	87	91	78	69	63	63	61	42	34	33	36	119	135	138	129	105	1938
Total	1001	1017	965	897	814	662	216	555	1020	761	727	726	673	637	641	669	563	443	417	680	767	720	687	905	17163

TRAFFIC

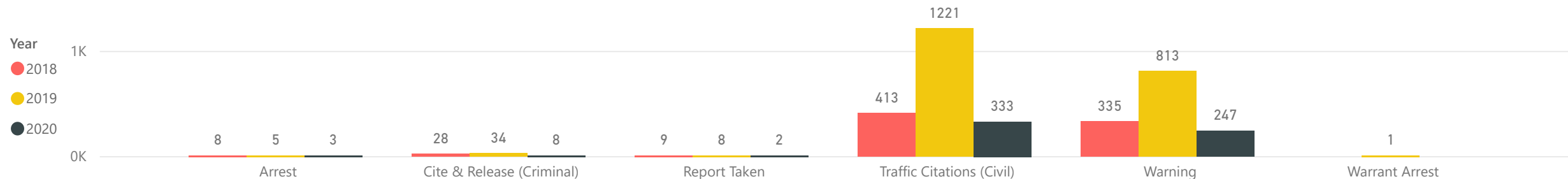
This report reflects the traffic stop activity based on call types for traffic violations (910) and reckless/overly aggressive driving (693/693R) along with DUI and aggravated DUI (692 and 692F) for all call sources (calls for service and on view).

DESCRIPTION	2018	2019	2020
CIVIL CITATION - NO IR	405	1191	326
CIVIL CITATION *PROPERTY IMPOUNDED - IR GENERATED	8	23	6
CRIMINAL TRAFFIC CITE & RELEASE *PROPERTY IMPOUNDED	10	11	
CRIMINAL TRAFFIC CITE & RELEASE NO PROPERTY IMPOUNDED	16	23	8
DETAIL COMPLETED AS ASSISTING UNIT	80	87	28
DETAIL COMPLETED AS PRIMARY UNIT	15	24	1
DETAIL COMPLETED VIA PHONE		2	2
INCIDENTAL CONTACT	1	1	2
INFORMATION RECEIVED	4	2	1
OFFENSE REPORT NO ARREST - NON TRAFFIC	6	6	2
OFFENSE REPORT SUPPLEMENT	3	4	
OFFENSE REPORT WITH BOOKING - INCLUDES TRAFFIC / NON-TRAFFIC	8	5	3
OFFENSE REPORT WITH CITE & RELEASE - NON TRAFFIC	2		
POLICE SERVICE REPORT	3	2	
SUPERVISOR DUTIES	23	14	4
TOW TRUCK REQUEST OR CIVIL CITATION WITH VEHICLE TOW/IMPOUND		7	1
UNABLE TO CONTACT VIA PHONE			1
UNABLE TO LOCATE / UNABLE TO CONTACT FOR SERVICE	9	5	1
WARNING ISSUED	335	813	247
WARRANT ARREST - IR GENERATED (NO NEW CHARGES FILED)		1	
Total	928	2221	633

Call Types by Year

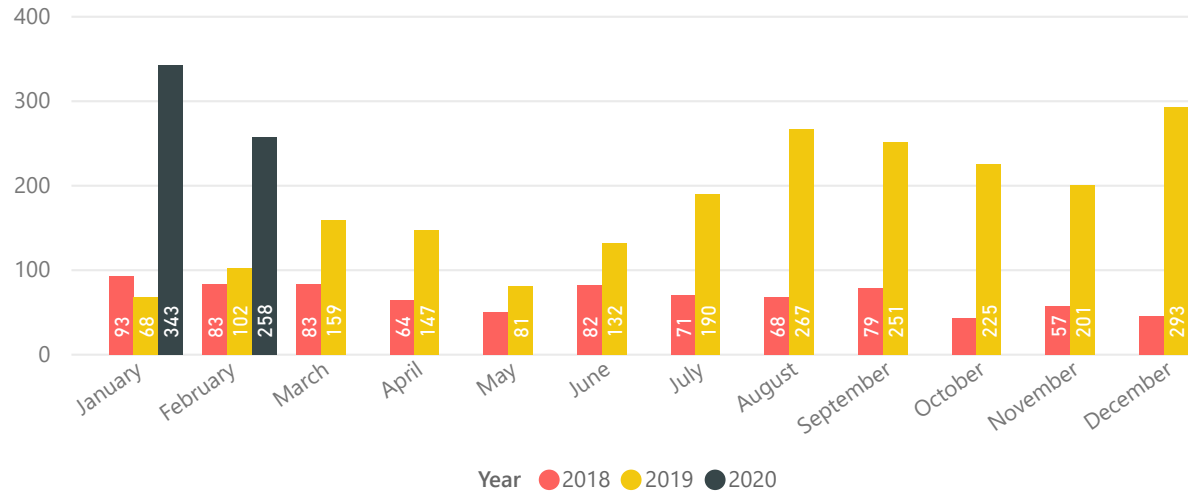
Description	2018	2019	2020
TRAFFIC VIOLATION - SPEEDING	498	1411	398
TRAFFIC VIOLATION - STOP SIGN - RED LIGHT	89	250	15
TRAFFIC VIOLATION - NON-MOVING OTHER	53	148	50
TRAFFIC VIOLATION - MOVING OTHER	59	97	58
TRAFFIC VIOLATION	52	64	35
TRAFFIC VIOLATION - EXPIRED PLATES		40	18
TRAFFIC VIOLATION - SUSPENDED DRIVERS LICENSE	18	20	8
RECKLESS DRIVING	20	19	4
DUI	14	11	
PROOF OF INSURANCE/MANDATORY INSURANCE SUSPENSION	4	13	6
TRAFFIC VIOLATION - CRIMINAL SPEED	6	13	4
OVERLY AGGRESSIVE DRIVER	4	8	3
TRAFFIC VIOLATION - INVALID REGISTRATION		5	2
TRAFFIC VIOLATION - SUSPENDED REGISTRATION		5	
DUI - AGG. DUI		3	
CRIMINAL 28 (NON-SPEED)		2	
TRAFFIC VIOLATION - CHILD RESTRAINT	1	1	
TRAFFIC VIOLATION - SEAT BELT		2	
BICYCLE STOP		1	
COMMERCIAL VEHICLE INSPECTION		1	
TRAFFIC VIOLATION - EXCESS TINTING		1	
TRAFFIC VIOLATION - FAILURE TO SIGNAL	1		
WATCH UR CAR STOP		1	
Total	819	2116	601

Disposition Categories by Year

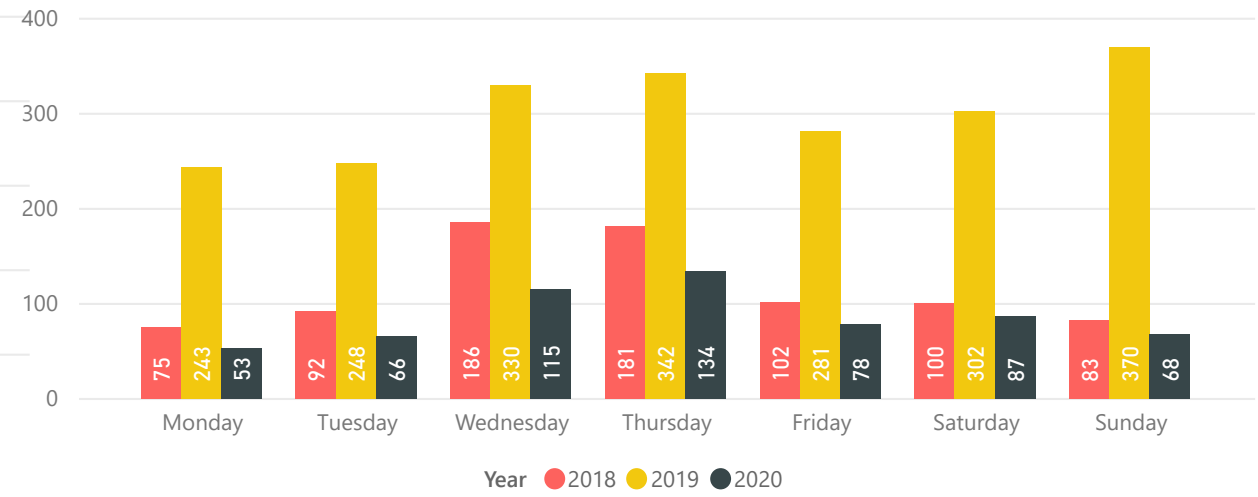


TRAFFIC

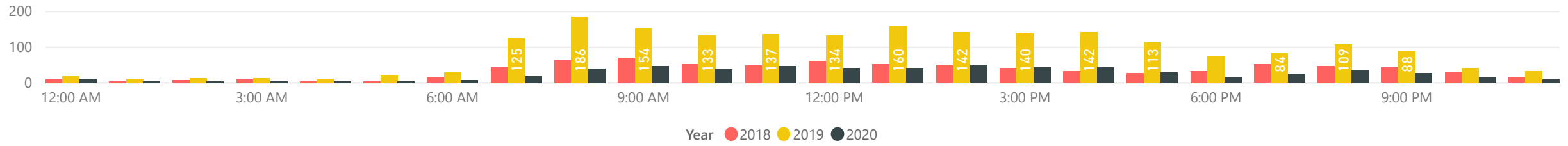
Traffic by Month



Traffic by Day of Week



Traffic by Hour



Traffic by Year and Hour of the Day

Year	00:00	01:00	02:00	03:00	04:00	05:00	06:00	07:00	08:00	09:00	10:00	11:00	12:00	13:00	14:00	15:00	16:00	17:00	18:00	19:00	20:00	21:00	22:00	23:00	Total
2018	10	4	7	9	2	4	16	44	64	70	52	49	62	52	50	42	32	28	33	52	47	43	31	16	819
2019	18	12	13	13	12	22	29	125	186	154	133	137	134	160	142	140	142	113	75	84	109	88	42	33	2116
2020	11	2	2	3	2	2	8	18	40	47	38	48	42	41	50	44	43	29	16	25	37	28	16	9	601
Total	39	18	22	25	16	28	53	187	290	271	223	234	238	253	242	226	217	170	124	161	193	159	89	58	3536

Traffic by Day of the Week and Hour of the Day

Day Name	00:00	01:00	02:00	03:00	04:00	05:00	06:00	07:00	08:00	09:00	10:00	11:00	12:00	13:00	14:00	15:00	16:00	17:00	18:00	19:00	20:00	21:00	22:00	23:00	Total
Monday	5	1	2	2	5	4	7	33	39	30	21	25	29	25	25	24	19	26	8	17	6	6	4	8	371
Tuesday	5	4		8	5	3	2	13	29	25	17	26	19	31	34	27	27	31	27	33	18	11	6	5	406
Wednesday	3	2	3	1	2	3	8	31	46	33	25	53	46	56	49	52	52	36	28	30	43	14	7	8	631
Thursday	4			2	3	9	16	43	66	65	53	50	55	45	52	46	54	23	27	10	11	13	9	1	657
Friday	4	3	1	3		3	4	35	43	37	28	25	39	37	26	41	39	35	17	15	10	2	4	10	461
Saturday	14	5	12	5		3	5	13	23	35	39	23	16	18	23	21	12	6	10	28	56	66	39	17	489
Sunday	4	3	4	4	1	3	11	19	44	46	40	32	34	41	33	15	14	13	7	28	49	47	20	9	521
Total	39	18	22	25	16	28	53	187	290	271	223	234	238	253	242	226	217	170	124	161	193	159	89	58	3536