



Maricopa County Sheriff's Office

Annual Report for Fountain Hills

This report reflects a year to year comparison of calls for service and on view based on the primary deputy's call sign.

Data Sources and Knowledge Stores

The Maricopa County Sheriff's Office (MCSO) utilizes Intergraph's Computer-Aided Dispatch (I/CAD), that went live within the MCSO on September 24th, 2013.

Definitions

Calls for Service (CFS) – occurs when a resident contacts the Office, typically by phone, and a deputy is dispatched to handle the call (Wilson & Weiss, 2009).

They include calls to "911" for emergency assistance along with to non-emergency numbers (Police Data Initiative, n.d.).

Deputy Initiated Activities (On View/OV) – occurs when a deputy initiates the dispatch by conducting a traffic stop or other proactive policing event.

Unknown Origin – this occurs when the I/CAD is unable to determine the origin of the event. This is rare but does happen.

Additional Information

An asterisk (*) indicates subcodes were grouped under the main event category. For example, speeding and no seatbelt, etc., are grouped under the main event category Traffic Violation*.

References

Police Data Initiative. (n.d.). *Calls for Service*. Retrieved June 13, 2018, from Police Data Initiative: <https://www.policedatainitiative.org/datasets/calls-for-service/>

Wilson, J., & Weiss, A. (2009). *A performance-based approach to police staffing and allocation*. Washington, DC: Office of Community Oriented Policing Services.

Top 20 Calls For Service

| Event Category | 2018 | 2019 | 2020 |
|-------------------------------|-------------|-------------|------------|
| WELFARE CHECK | 742 | 828 | 74 |
| FALSE BURGLAR ALARM* | 726 | 644 | 30 |
| CITIZEN/MOTORIST ASSIST | 250 | 276 | 15 |
| SUSPICIOUS ACTIVITY | 191 | 239 | 14 |
| CIVIL ACTION | 203 | 175 | 13 |
| SUSPICIOUS PERSON | 172 | 172 | 9 |
| FOLLOW UP | 144 | 191 | 13 |
| VEHICLE CRASH (NO INJURIES)* | 158 | 161 | 20 |
| TRAFFIC HAZARD | 177 | 147 | 11 |
| AUDIBLE BURGLAR ALARM* | 155 | 119 | 16 |
| SUSPICIOUS PERSON AND VEHICLE | 132 | 121 | 9 |
| THEFT | 123 | 110 | 11 |
| ANIMAL NOISE PROBLEM | 114 | 119 | 10 |
| LOUD NEIGHBORS DISTURBING | 114 | 116 | 8 |
| ABANDONED VEHICLE | 80 | 88 | 4 |
| ATTEMPT TO LOCATE | 81 | 67 | 7 |
| INJURED/SICK PERSON | 85 | 57 | 11 |
| ILLEGAL PARKING | 75 | 71 | 4 |
| ANIMAL PROBLEM | 79 | 61 | 6 |
| CRIMINAL DAMAGE | 73 | 60 | 4 |
| Total | 3874 | 3822 | 289 |

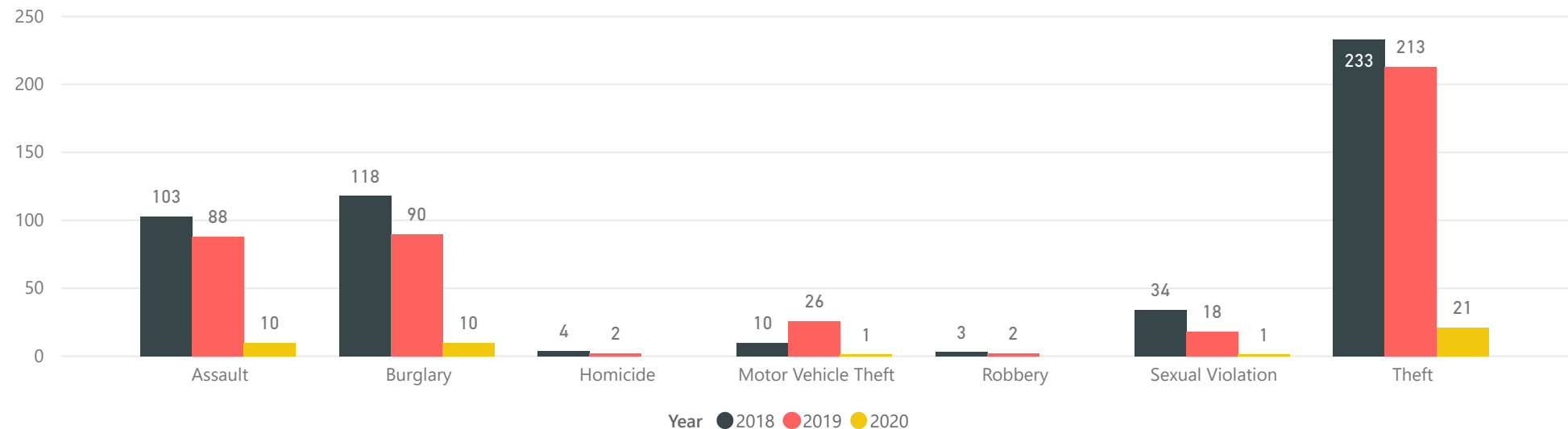
Top 20 On View

| Event Category | 2018 | 2019 | 2020 |
|--|-------------|-------------|------------|
| PATROL/VACATION WATCH | 4890 | 2054 | 185 |
| TRAFFIC VIOLATION* | 775 | 2052 | 340 |
| TRAFFIC CONTROL | 514 | 648 | 56 |
| FOLLOW UP | 561 | 574 | 65 |
| SPEEDERS | 691 | 156 | 1 |
| SCHOOL PROGRAMS(COMM SERV) | 343 | 252 | 13 |
| CITIZEN/MOTORIST ASSIST | 183 | 189 | 16 |
| COMMUNITY POLICING* | 269 | 100 | 6 |
| WELFARE CHECK | 113 | 65 | 2 |
| SPECIAL DETAIL | 105 | 59 | 6 |
| TRAFFIC HAZARD | 32 | 92 | 5 |
| SUSPICIOUS ACTIVITY | 45 | 46 | 5 |
| FOUND PROPERTY | 47 | 40 | 6 |
| ORDERS OF PROT - HARASS - CIVIL USE ONLY | 47 | 17 | 1 |
| SUSPICIOUS PERSON AND VEHICLE | 36 | 25 | 1 |
| CIVIL SUMMONS -CIVIL USE ONLY | 25 | 17 | |
| CRIMINAL SUBPOENA - CIVIL USE | 31 | 8 | |
| SUSPICIOUS VEHICLE | 24 | 12 | |
| VEHICLE CRASH (NO INJURIES)* | 17 | 10 | 2 |
| Total | 8782 | 6450 | 711 |

Top 20 Calls for Service with Incident Reports

| Event Category | 2018 | 2019 | 2020 |
|--------------------------------|------------|------------|-----------|
| VEHICLE CRASH (NO INJURIES)* | 111 | 127 | 16 |
| THEFT | 97 | 91 | 8 |
| WELFARE CHECK | 50 | 127 | 8 |
| CRIMINAL DAMAGE | 58 | 53 | 4 |
| SUSPICIOUS ACTIVITY | 23 | 74 | 2 |
| VEHICLE CRASH (WITH INJURIES)* | 50 | 42 | 3 |
| BURGLARY FROM VEHICLE | 41 | 35 | 3 |
| HIT AND RUN (NO INJURIES) | 29 | 46 | 3 |
| FRAUD OR CON GAME | 36 | 33 | 4 |
| IDENTITY THEFT | 39 | 26 | 2 |
| FOUND PROPERTY | 29 | 32 | 4 |
| DEAD BODY | 28 | 29 | 3 |
| FALSE BURGLAR ALARM* | 14 | 45 | |
| ASSAULT D/V | 28 | 27 | 3 |
| CIVIL ACTION | 24 | 31 | 3 |
| DISORDERLY CONDUCT | 18 | 32 | 3 |
| ATTEMPT SUICIDE | 20 | 28 | 1 |
| FIGHT/MUTUAL COMBAT (DV) | 15 | 30 | 2 |
| INJURED/SICK PERSON | 23 | 18 | 5 |
| VIOLATION OF COURT ORDER | 17 | 26 | |
| Total | 750 | 952 | 77 |

Major Crime Indicators





Annual Report for Fountain Hills

January, 2020

Top 20 Calls For Service

| Event Category | 2020 |
|-------------------------------|------------|
| WELFARE CHECK | 74 |
| FALSE BURGLAR ALARM* | 30 |
| VEHICLE CRASH (NO INJURIES)* | 20 |
| AUDIBLE BURGLAR ALARM* | 16 |
| CITIZEN/MOTORIST ASSIST | 15 |
| SUSPICIOUS ACTIVITY | 14 |
| CIVIL ACTION | 13 |
| FOLLOW UP | 13 |
| INJURED/SICK PERSON | 11 |
| THEFT | 11 |
| TRAFFIC HAZARD | 11 |
| ANIMAL NOISE PROBLEM | 10 |
| SUSPICIOUS PERSON | 9 |
| SUSPICIOUS PERSON AND VEHICLE | 9 |
| LOUD NEIGHBORS DISTURBING | 8 |
| ATTEMPT TO LOCATE | 7 |
| ANIMAL PROBLEM | 6 |
| ASSIST OTHER AGENCY | 6 |
| SUSPICIOUS VEHICLE | 6 |
| FOUND PROPERTY | 5 |
| NEIGHBOR TROUBLE | 5 |
| Total | 299 |

Top 10 On View

| Event Category | 2020 |
|----------------------------|------------|
| TRAFFIC VIOLATION* | 340 |
| PATROL/VACATION WATCH | 185 |
| FOLLOW UP | 65 |
| TRAFFIC CONTROL | 56 |
| CITIZEN/MOTORIST ASSIST | 16 |
| SCHOOL PROGRAMS(COMM SERV) | 13 |
| COMMUNITY POLICING* | 6 |
| FOUND PROPERTY | 6 |
| SPECIAL DETAIL | 6 |
| SUSPICIOUS ACTIVITY | 5 |
| TRAFFIC HAZARD | 5 |
| Total | 703 |

Top 10 Calls for Service with Reports

| Event Category | 2020 |
|---------------------------------------|-----------|
| TRAFFIC VIOLATION* | 10 |
| FOUND PROPERTY | 6 |
| SUSPICIOUS ACTIVITY | 2 |
| THEFT | 2 |
| VEHICLE CRASH (NO INJURIES)* | 2 |
| ABANDONED VEHICLE | 1 |
| ANIMAL PROBLEM | 1 |
| ASSAULT WITH A DEADLY WEAPON | 1 |
| CRIMINAL DAMAGE | 1 |
| FOUNTAIN HILLS MUNI CODE | 1 |
| FRAUD OR CON GAME | 1 |
| FRAUD OR CON GAME - CREDIT CARD FRAUD | 1 |
| HARASSMENT/STALKING | 1 |
| IDENTITY THEFT | 1 |
| INCORRIGIBLE JUVENILE | 1 |
| INJURED/SICK PERSON | 1 |
| LOSS REPORT-INSURANCE | 1 |
| TRESPASSING | 1 |
| WARRANT ARREST - MISDEMEANOR | 1 |
| WARRANTS | 1 |
| Total | 36 |

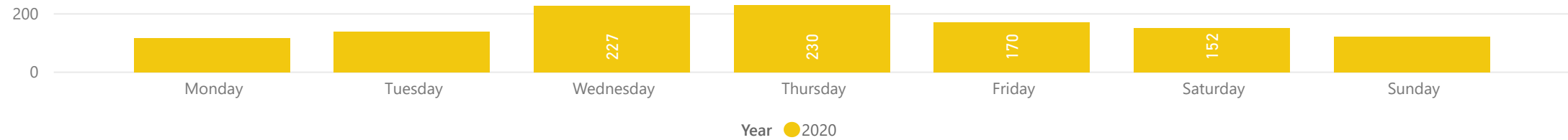
Areas of Special Interest

| Event Category | 2020 |
|-------------------------------|----------|
| ATTEMPT SUICIDE | 2 |
| NARCOTICS/OTHER DRUGS | 1 |
| SEXUAL ASSAULT - MINOR VICTIM | 1 |
| Total | 4 |

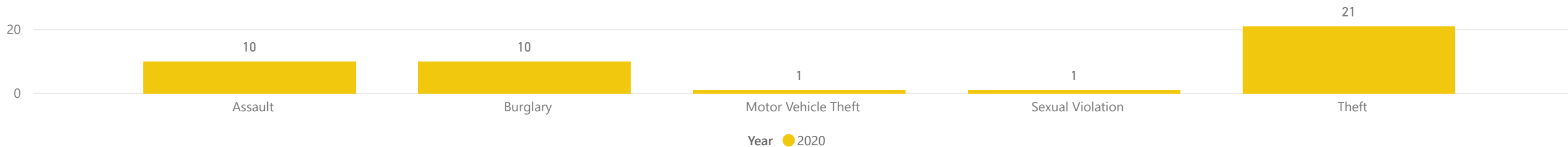
Events by Call Source

| Call Source | 2020 |
|--|-------------|
| Calls for Service (CFS) | 426 |
| Deputy Initiated Activities (On View/OV) | 733 |
| Total | 1157 |

Calls for Service by Day of Week

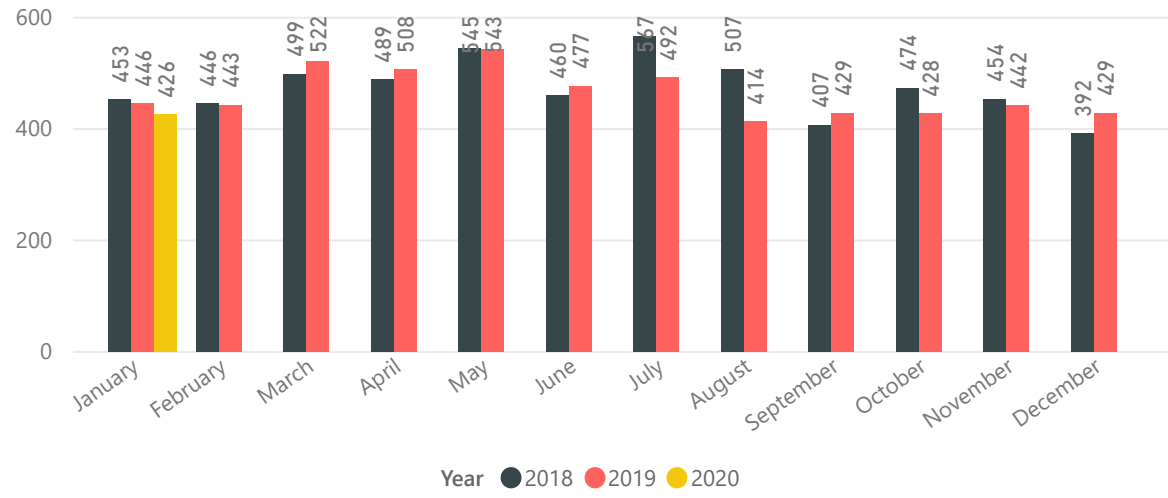


Major Crime Indicators

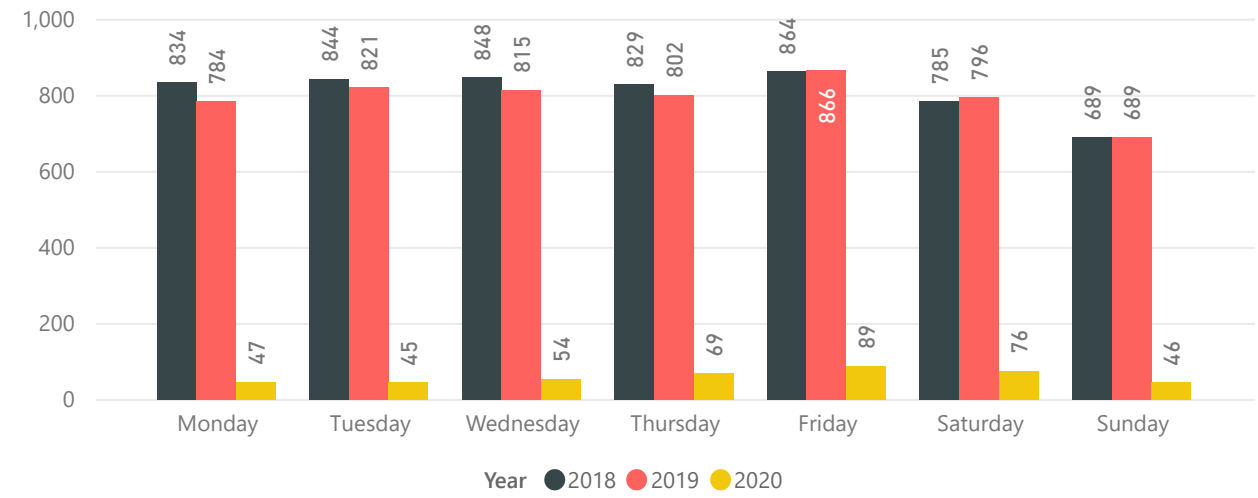


CALLS FOR SERVICE

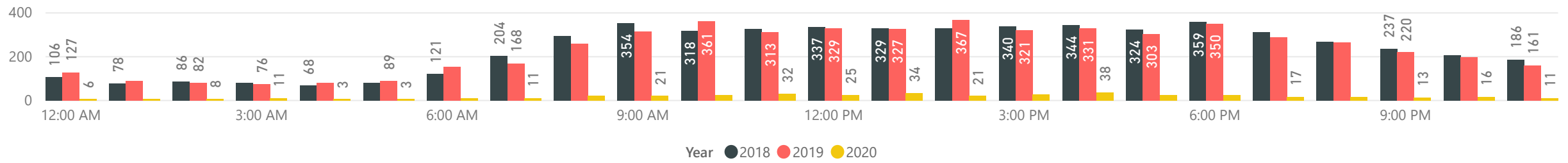
Calls for Service by Month



Calls for Service by Day of Week



Calls for Service by Hour



Calls for Service by Year and Hour of the Day

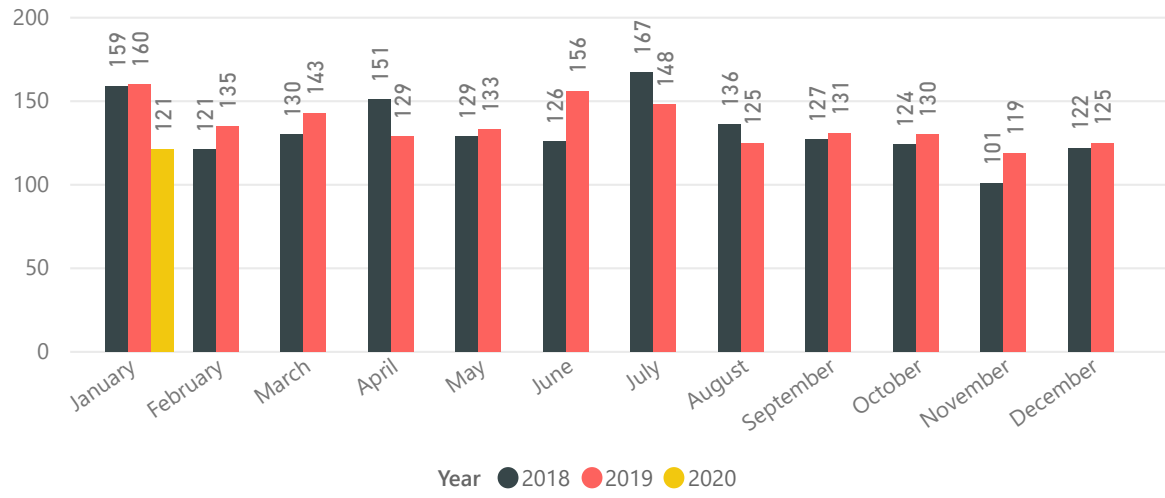
| Year | 00:00 | 01:00 | 02:00 | 03:00 | 04:00 | 05:00 | 06:00 | 07:00 | 08:00 | 09:00 | 10:00 | 11:00 | 12:00 | 13:00 | 14:00 | 15:00 | 16:00 | 17:00 | 18:00 | 19:00 | 20:00 | 21:00 | 22:00 | 23:00 | Total |
|--------------|------------|------------|------------|------------|------------|------------|------------|------------|------------|------------|------------|------------|------------|------------|------------|------------|------------|------------|------------|------------|------------|------------|------------|------------|--------------|
| 2018 | 106 | 78 | 86 | 82 | 68 | 82 | 121 | 204 | 294 | 354 | 318 | 328 | 337 | 329 | 330 | 340 | 344 | 324 | 359 | 312 | 268 | 237 | 206 | 186 | 5693 |
| 2019 | 127 | 88 | 82 | 76 | 81 | 89 | 154 | 168 | 258 | 315 | 361 | 313 | 329 | 327 | 367 | 321 | 331 | 303 | 350 | 289 | 264 | 220 | 199 | 161 | 5573 |
| 2020 | 6 | 6 | 8 | 11 | 3 | 3 | 10 | 11 | 21 | 21 | 24 | 32 | 25 | 34 | 21 | 28 | 38 | 26 | 25 | 17 | 16 | 13 | 16 | 11 | 426 |
| Total | 239 | 172 | 176 | 169 | 152 | 174 | 285 | 383 | 573 | 690 | 703 | 673 | 691 | 690 | 718 | 689 | 713 | 653 | 734 | 618 | 548 | 470 | 421 | 358 | 11692 |

Calls for Service by Day of the Week and Hour of the Day

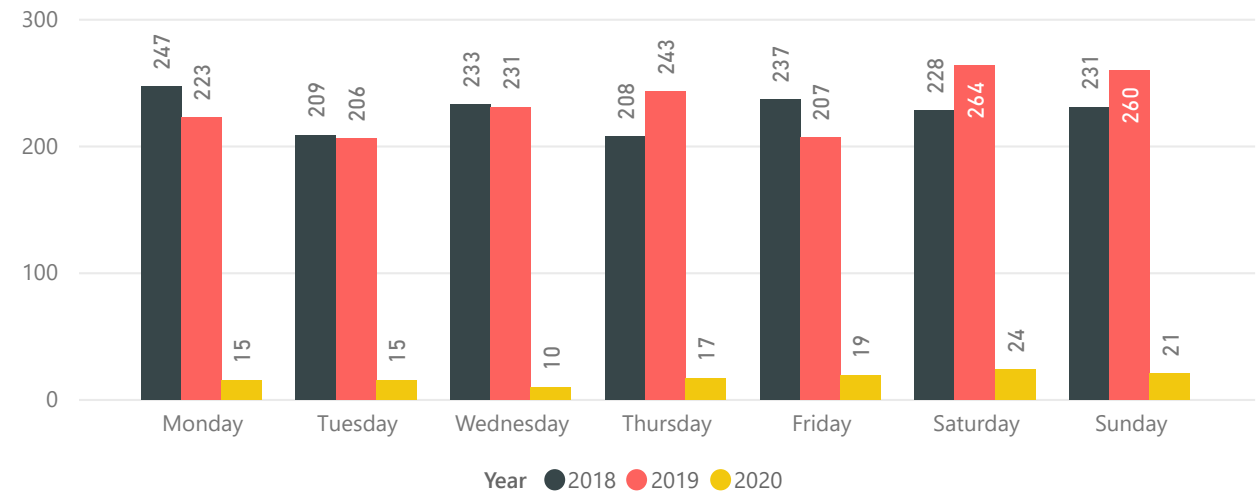
| Day Name | 00:00 | 01:00 | 02:00 | 03:00 | 04:00 | 05:00 | 06:00 | 07:00 | 08:00 | 09:00 | 10:00 | 11:00 | 12:00 | 13:00 | 14:00 | 15:00 | 16:00 | 17:00 | 18:00 | 19:00 | 20:00 | 21:00 | 22:00 | 23:00 | Total |
|--------------|------------|------------|------------|------------|------------|------------|------------|------------|------------|------------|------------|------------|------------|------------|------------|------------|------------|------------|------------|------------|------------|------------|------------|------------|--------------|
| Monday | 29 | 18 | 13 | 26 | 28 | 19 | 34 | 59 | 87 | 97 | 104 | 85 | 86 | 100 | 122 | 104 | 117 | 89 | 106 | 109 | 72 | 65 | 57 | 39 | 1665 |
| Tuesday | 28 | 19 | 17 | 28 | 18 | 28 | 49 | 67 | 89 | 101 | 105 | 106 | 107 | 102 | 118 | 116 | 102 | 90 | 98 | 98 | 65 | 68 | 51 | 40 | 1710 |
| Wednesday | 32 | 18 | 28 | 28 | 28 | 24 | 43 | 49 | 90 | 108 | 96 | 92 | 99 | 111 | 114 | 106 | 96 | 91 | 126 | 78 | 90 | 71 | 56 | 43 | 1717 |
| Thursday | 35 | 23 | 25 | 22 | 18 | 25 | 40 | 58 | 82 | 116 | 96 | 86 | 102 | 109 | 101 | 102 | 105 | 105 | 108 | 86 | 76 | 64 | 61 | 55 | 1700 |
| Friday | 30 | 26 | 28 | 19 | 26 | 33 | 45 | 61 | 91 | 115 | 118 | 105 | 120 | 111 | 109 | 95 | 107 | 100 | 106 | 85 | 86 | 79 | 69 | 55 | 1819 |
| Saturday | 45 | 34 | 36 | 25 | 16 | 23 | 44 | 45 | 75 | 94 | 102 | 114 | 105 | 77 | 74 | 93 | 90 | 96 | 87 | 93 | 82 | 66 | 64 | 77 | 1657 |
| Sunday | 40 | 34 | 29 | 21 | 18 | 22 | 30 | 44 | 59 | 59 | 82 | 85 | 72 | 80 | 80 | 73 | 96 | 82 | 103 | 69 | 77 | 57 | 63 | 49 | 1424 |
| Total | 239 | 172 | 176 | 169 | 152 | 174 | 285 | 383 | 573 | 690 | 703 | 673 | 691 | 690 | 718 | 689 | 713 | 653 | 734 | 618 | 548 | 470 | 421 | 358 | 11692 |

CALLS FOR SERVICE ASSISTING UNITS

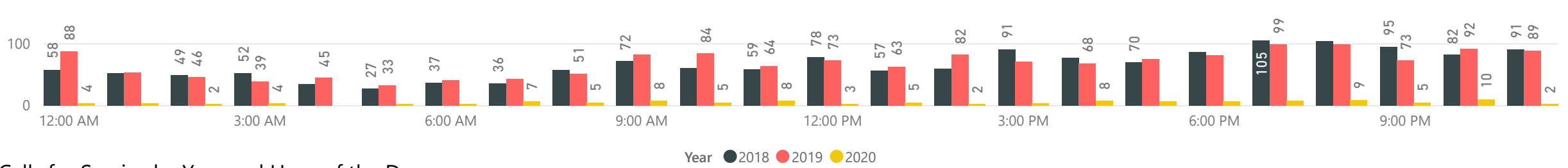
Calls for Service by Month



Calls for Service by Day of Week



Calls for Service by Hour



Calls for Service by Year and Hour of the Day

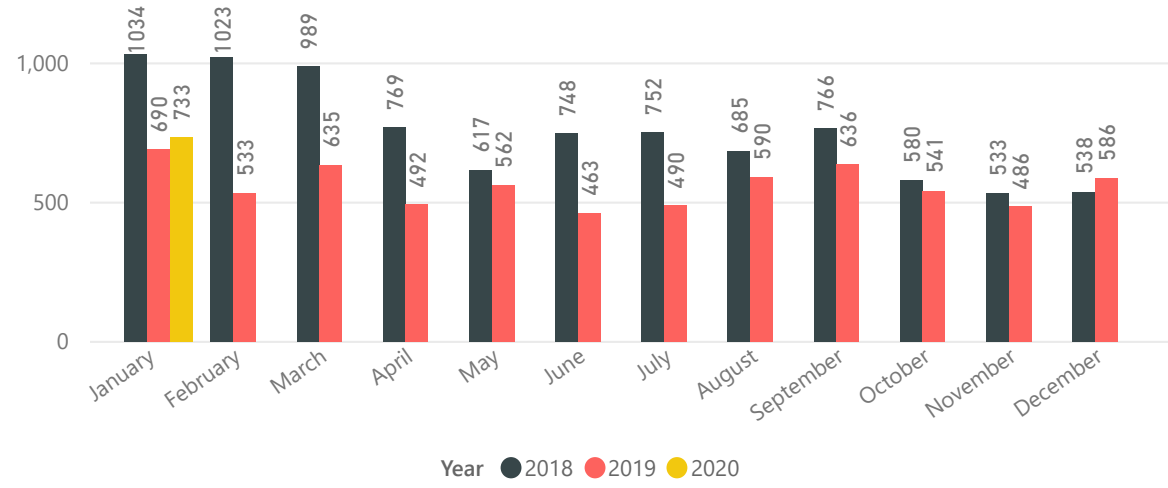
| Year | 00:00 | 01:00 | 02:00 | 03:00 | 04:00 | 05:00 | 06:00 | 07:00 | 08:00 | 09:00 | 10:00 | 11:00 | 12:00 | 13:00 | 14:00 | 15:00 | 16:00 | 17:00 | 18:00 | 19:00 | 20:00 | 21:00 | 22:00 | 23:00 | Total |
|--------------|------------|------------|-----------|-----------|-----------|-----------|-----------|-----------|------------|------------|------------|------------|------------|------------|------------|------------|------------|------------|------------|------------|------------|------------|------------|------------|-------------|
| 2018 | 58 | 52 | 49 | 52 | 35 | 27 | 37 | 36 | 58 | 72 | 61 | 59 | 78 | 57 | 60 | 91 | 77 | 70 | 87 | 105 | 104 | 95 | 82 | 91 | 1593 |
| 2019 | 88 | 53 | 46 | 39 | 45 | 33 | 41 | 43 | 51 | 82 | 84 | 64 | 73 | 63 | 82 | 71 | 68 | 75 | 81 | 99 | 99 | 73 | 92 | 89 | 1634 |
| 2020 | 4 | 4 | 2 | 4 | | 2 | 2 | 7 | 5 | 8 | 5 | 8 | 3 | 5 | 2 | 4 | 8 | 7 | 7 | 8 | 9 | 5 | 10 | 2 | 121 |
| Total | 150 | 109 | 97 | 95 | 80 | 62 | 80 | 86 | 114 | 162 | 150 | 131 | 154 | 125 | 144 | 166 | 153 | 152 | 175 | 212 | 212 | 173 | 184 | 182 | 3348 |

Calls for Service by Day of the Week and Hour of the Day

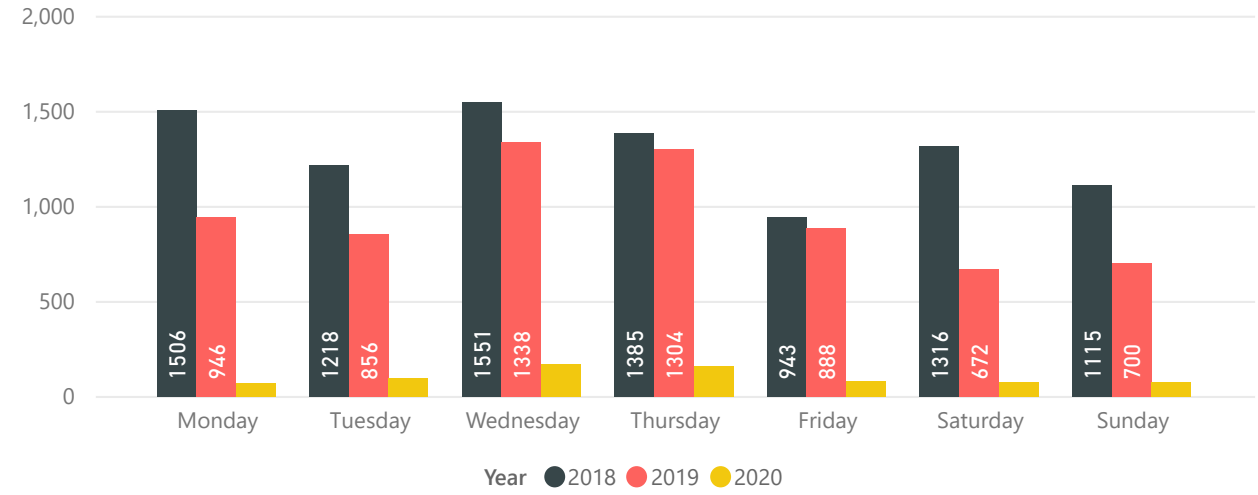
| Day Name | 00:00 | 01:00 | 02:00 | 03:00 | 04:00 | 05:00 | 06:00 | 07:00 | 08:00 | 09:00 | 10:00 | 11:00 | 12:00 | 13:00 | 14:00 | 15:00 | 16:00 | 17:00 | 18:00 | 19:00 | 20:00 | 21:00 | 22:00 | 23:00 | Total |
|--------------|------------|------------|-----------|-----------|-----------|-----------|-----------|-----------|------------|------------|------------|------------|------------|------------|------------|------------|------------|------------|------------|------------|------------|------------|------------|------------|-------------|
| Monday | 18 | 11 | 4 | 17 | 16 | 5 | 13 | 18 | 15 | 25 | 20 | 19 | 15 | 15 | 27 | 30 | 34 | 29 | 27 | 34 | 25 | 22 | 23 | 23 | 485 |
| Tuesday | 16 | 9 | 11 | 17 | 13 | 9 | 11 | 12 | 14 | 17 | 20 | 23 | 16 | 16 | 21 | 23 | 22 | 21 | 29 | 24 | 23 | 17 | 24 | 22 | 430 |
| Wednesday | 16 | 12 | 17 | 11 | 15 | 11 | 10 | 8 | 8 | 22 | 12 | 16 | 33 | 22 | 17 | 25 | 19 | 19 | 28 | 21 | 39 | 38 | 27 | 28 | 474 |
| Thursday | 29 | 15 | 14 | 10 | 7 | 6 | 11 | 12 | 15 | 21 | 26 | 15 | 16 | 23 | 19 | 25 | 20 | 20 | 22 | 29 | 29 | 26 | 29 | 29 | 468 |
| Friday | 20 | 17 | 13 | 13 | 14 | 9 | 10 | 14 | 20 | 33 | 18 | 16 | 30 | 14 | 16 | 20 | 15 | 21 | 21 | 27 | 27 | 24 | 23 | 28 | 463 |
| Saturday | 28 | 23 | 21 | 13 | 9 | 10 | 13 | 14 | 22 | 23 | 27 | 16 | 20 | 16 | 14 | 24 | 20 | 25 | 21 | 42 | 36 | 22 | 26 | 31 | 516 |
| Sunday | 23 | 22 | 17 | 14 | 6 | 12 | 12 | 8 | 20 | 21 | 27 | 26 | 24 | 19 | 30 | 19 | 23 | 17 | 27 | 35 | 33 | 24 | 32 | 21 | 512 |
| Total | 150 | 109 | 97 | 95 | 80 | 62 | 80 | 86 | 114 | 162 | 150 | 131 | 154 | 125 | 144 | 166 | 153 | 152 | 175 | 212 | 212 | 173 | 184 | 182 | 3348 |

ON VIEW

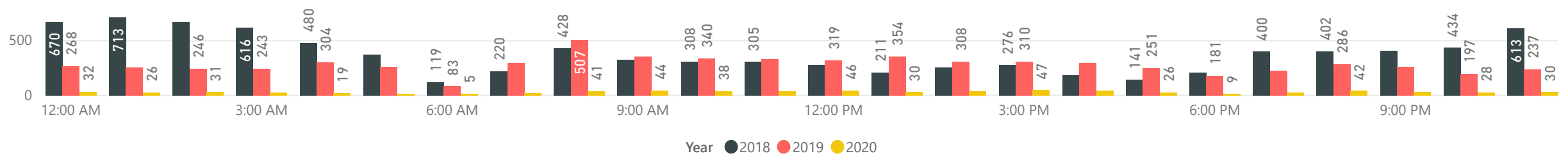
On View by Month



On View by Day of Week



On View by Hour



On View by Year and Hour of the Day

| Year | 00:00 | 01:00 | 02:00 | 03:00 | 04:00 | 05:00 | 06:00 | 07:00 | 08:00 | 09:00 | 10:00 | 11:00 | 12:00 | 13:00 | 14:00 | 15:00 | 16:00 | 17:00 | 18:00 | 19:00 | 20:00 | 21:00 | 22:00 | 23:00 | Total |
|--------------|------------|------------|------------|------------|------------|------------|------------|------------|------------|------------|------------|------------|------------|------------|------------|------------|------------|------------|------------|------------|------------|------------|------------|------------|--------------|
| 2018 | 670 | 713 | 669 | 616 | 480 | 373 | 119 | 220 | 428 | 326 | 308 | 305 | 276 | 211 | 256 | 276 | 186 | 141 | 206 | 400 | 402 | 406 | 434 | 613 | 9034 |
| 2019 | 268 | 253 | 246 | 243 | 304 | 259 | 83 | 295 | 507 | 355 | 340 | 330 | 319 | 354 | 308 | 310 | 297 | 251 | 181 | 223 | 286 | 258 | 197 | 237 | 6704 |
| 2020 | 32 | 26 | 31 | 24 | 19 | 15 | 5 | 18 | 41 | 44 | 38 | 40 | 46 | 30 | 40 | 47 | 43 | 26 | 9 | 28 | 42 | 31 | 28 | 30 | 733 |
| Total | 970 | 992 | 946 | 883 | 803 | 647 | 207 | 533 | 976 | 725 | 686 | 675 | 641 | 595 | 604 | 633 | 526 | 418 | 396 | 651 | 730 | 695 | 659 | 880 | 16471 |

On View by Day of the Week and Hour of the Day

| Day Name | 00:00 | 01:00 | 02:00 | 03:00 | 04:00 | 05:00 | 06:00 | 07:00 | 08:00 | 09:00 | 10:00 | 11:00 | 12:00 | 13:00 | 14:00 | 15:00 | 16:00 | 17:00 | 18:00 | 19:00 | 20:00 | 21:00 | 22:00 | 23:00 | Total |
|--------------|------------|------------|------------|------------|------------|------------|------------|------------|------------|------------|------------|------------|------------|------------|------------|------------|------------|------------|------------|------------|------------|------------|------------|------------|--------------|
| Monday | 125 | 128 | 124 | 95 | 106 | 111 | 31 | 96 | 172 | 109 | 102 | 102 | 95 | 94 | 91 | 144 | 157 | 128 | 80 | 89 | 111 | 76 | 43 | 114 | 2523 |
| Tuesday | 115 | 149 | 137 | 123 | 93 | 100 | 37 | 77 | 156 | 100 | 83 | 93 | 90 | 91 | 101 | 92 | 67 | 59 | 66 | 66 | 41 | 33 | 47 | 153 | 2169 |
| Wednesday | 192 | 163 | 167 | 164 | 160 | 99 | 25 | 87 | 171 | 117 | 121 | 142 | 126 | 121 | 136 | 110 | 89 | 62 | 77 | 116 | 155 | 146 | 155 | 161 | 3062 |
| Thursday | 153 | 150 | 144 | 151 | 154 | 94 | 36 | 93 | 185 | 143 | 143 | 134 | 137 | 113 | 112 | 121 | 85 | 50 | 66 | 106 | 107 | 128 | 117 | 128 | 2850 |
| Friday | 135 | 155 | 126 | 117 | 113 | 76 | 18 | 89 | 150 | 102 | 89 | 88 | 86 | 76 | 55 | 86 | 58 | 63 | 31 | 30 | 23 | 12 | 36 | 98 | 1912 |
| Saturday | 136 | 141 | 144 | 121 | 108 | 104 | 29 | 44 | 56 | 67 | 73 | 49 | 44 | 39 | 48 | 41 | 36 | 23 | 40 | 126 | 164 | 169 | 139 | 123 | 2064 |
| Sunday | 114 | 106 | 104 | 112 | 69 | 63 | 31 | 47 | 86 | 87 | 75 | 67 | 63 | 61 | 61 | 39 | 34 | 33 | 36 | 118 | 129 | 131 | 122 | 103 | 1891 |
| Total | 970 | 992 | 946 | 883 | 803 | 647 | 207 | 533 | 976 | 725 | 686 | 675 | 641 | 595 | 604 | 633 | 526 | 418 | 396 | 651 | 730 | 695 | 659 | 880 | 16471 |

TRAFFIC

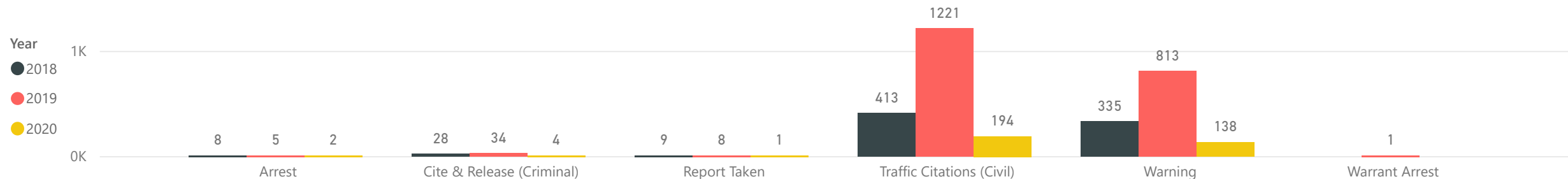
This report reflects the traffic stop activity based on call types for traffic violations (910) and reckless/overly aggressive driving (693/693R) along with DUI and aggravated DUI (692 and 692F) for all call sources (calls for service and on view).

| DESCRIPTION | 2018 | 2019 | 2020 |
|--|------------|-------------|------------|
| CIVIL CITATION - NO IR | 405 | 1191 | 191 |
| CIVIL CITATION *PROPERTY IMPOUNDED - IR GENERATED | 8 | 23 | 3 |
| CRIMINAL TRAFFIC CITE & RELEASE *PROPERTY IMPOUNDED | 10 | 11 | |
| CRIMINAL TRAFFIC CITE & RELEASE NO PROPERTY IMPOUNDED | 16 | 23 | 4 |
| DETAIL COMPLETED AS ASSISTING UNIT | 80 | 87 | 15 |
| DETAIL COMPLETED AS PRIMARY UNIT | 15 | 24 | 1 |
| DETAIL COMPLETED VIA PHONE | | 2 | |
| INCIDENTAL CONTACT | 1 | 1 | 2 |
| INFORMATION RECEIVED | 4 | 2 | |
| OFFENSE REPORT NO ARREST - NON TRAFFIC | 6 | 6 | 1 |
| OFFENSE REPORT SUPPLEMENT | 3 | 4 | |
| OFFENSE REPORT WITH BOOKING - INCLUDES TRAFFIC / NON-TRAFFIC | 8 | 5 | 2 |
| OFFENSE REPORT WITH CITE & RELEASE - NON TRAFFIC | 2 | | |
| POLICE SERVICE REPORT | 3 | 2 | |
| SUPERVISOR DUTIES | 23 | 14 | 4 |
| TOW TRUCK REQUEST OR CIVIL CITATION WITH VEHICLE TOW/IMPOUND | | 7 | |
| UNABLE TO CONTACT VIA PHONE | | | 1 |
| UNABLE TO LOCATE / UNABLE TO CONTACT FOR SERVICE | 9 | 5 | |
| WARNING ISSUED | 335 | 813 | 138 |
| WARRANT ARREST - IR GENERATED (NO NEW CHARGES FILED) | | 1 | |
| Total | 928 | 2221 | 362 |

Call Types by Year

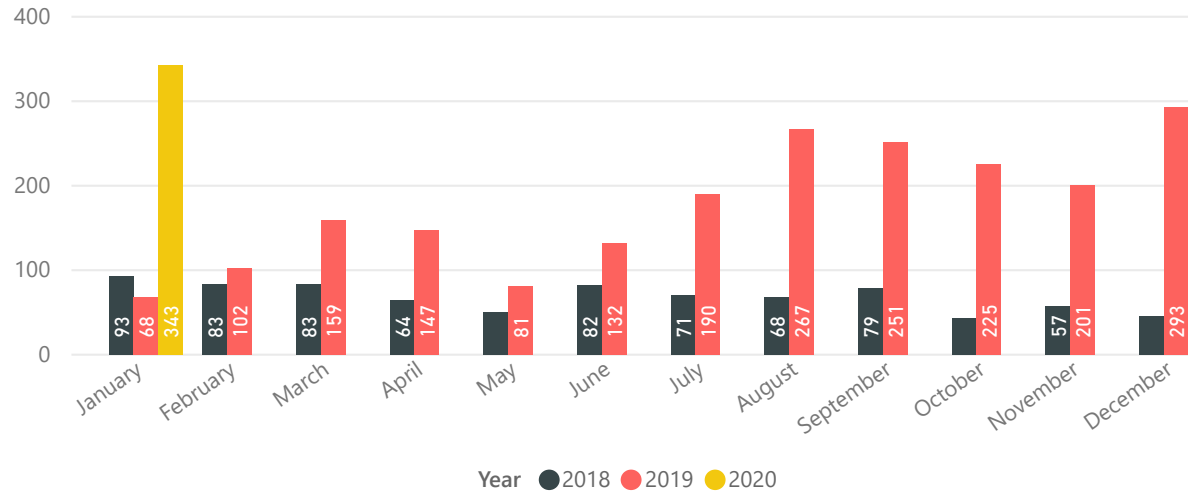
| Description | 2018 | 2019 | 2020 |
|---|------------|-------------|------------|
| TRAFFIC VIOLATION - SPEEDING | 498 | 1411 | 241 |
| TRAFFIC VIOLATION - STOP SIGN - RED LIGHT | 89 | 250 | 11 |
| TRAFFIC VIOLATION - NON-MOVING OTHER | 53 | 148 | 22 |
| TRAFFIC VIOLATION - MOVING OTHER | 59 | 97 | 21 |
| TRAFFIC VIOLATION | 52 | 64 | 27 |
| TRAFFIC VIOLATION - EXPIRED PLATES | | 40 | 8 |
| TRAFFIC VIOLATION - SUSPENDED DRIVERS LICENSE | 18 | 20 | 5 |
| RECKLESS DRIVING | 20 | 19 | 2 |
| DUI | 14 | 11 | |
| TRAFFIC VIOLATION - CRIMINAL SPEED | 6 | 13 | 2 |
| PROOF OF INSURANCE/MANDATORY INSURANCE | 4 | 13 | 2 |
| SUSPENSION | | | |
| OVERLY AGGRESSIVE DRIVER | 4 | 8 | 1 |
| TRAFFIC VIOLATION - INVALID REGISTRATION | | 5 | 1 |
| TRAFFIC VIOLATION - SUSPENDED REGISTRATION | | 5 | |
| DUI - AGG. DUI | | 3 | |
| CRIMINAL 28 (NON-SPEED) | | 2 | |
| TRAFFIC VIOLATION - CHILD RESTRAINT | 1 | 1 | |
| TRAFFIC VIOLATION - SEAT BELT | | 2 | |
| BICYCLE STOP | | 1 | |
| COMMERCIAL VEHICLE INSPECTION | | 1 | |
| TRAFFIC VIOLATION - EXCESS TINTING | | 1 | |
| TRAFFIC VIOLATION - FAILURE TO SIGNAL | 1 | | |
| WATCH UR CAR STOP | | 1 | |
| Total | 819 | 2116 | 343 |

Disposition Categories by Year

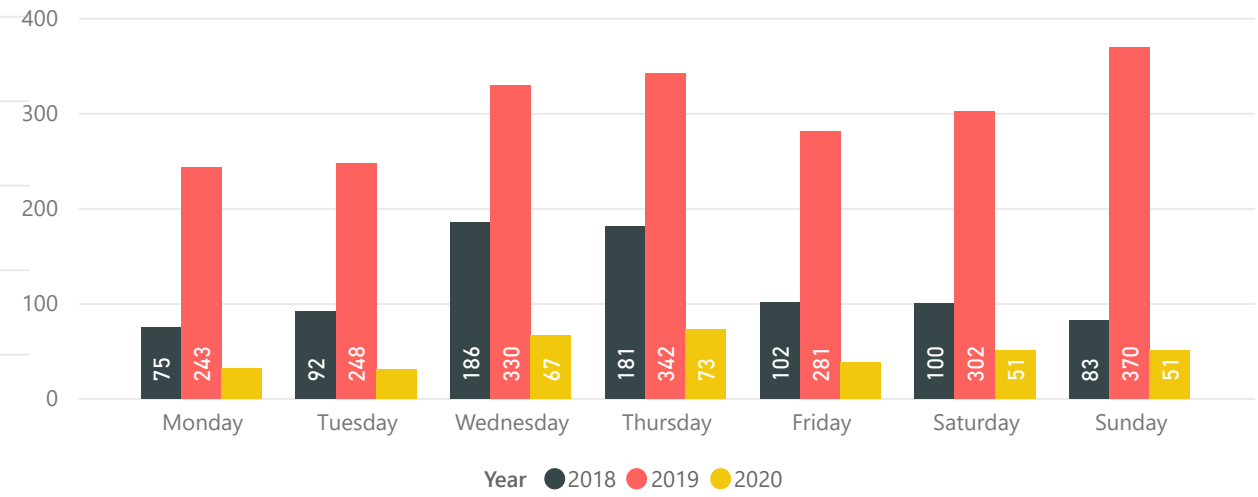


TRAFFIC

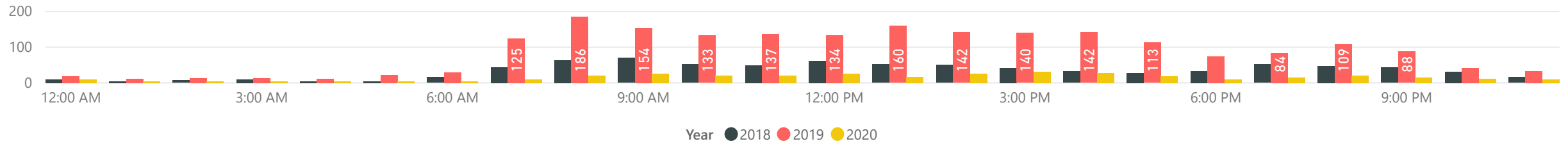
Traffic by Month



Traffic by Day of Week



Traffic by Hour



Traffic by Year and Hour of the Day

| Year | 00:00 | 01:00 | 02:00 | 03:00 | 04:00 | 05:00 | 06:00 | 07:00 | 08:00 | 09:00 | 10:00 | 11:00 | 12:00 | 13:00 | 14:00 | 15:00 | 16:00 | 17:00 | 18:00 | 19:00 | 20:00 | 21:00 | 22:00 | 23:00 | Total |
|--------------|-----------|-----------|-----------|-----------|-----------|-----------|-----------|------------|------------|------------|------------|------------|------------|------------|------------|------------|------------|------------|------------|------------|------------|------------|-----------|-----------|-------------|
| 2018 | 10 | 4 | 7 | 9 | 2 | 4 | 16 | 44 | 64 | 70 | 52 | 49 | 62 | 52 | 50 | 42 | 32 | 28 | 33 | 52 | 47 | 43 | 31 | 16 | 819 |
| 2019 | 18 | 12 | 13 | 13 | 12 | 22 | 29 | 125 | 186 | 154 | 133 | 137 | 134 | 160 | 142 | 140 | 142 | 113 | 75 | 84 | 109 | 88 | 42 | 33 | 2116 |
| 2020 | 9 | 1 | 2 | 2 | 2 | 2 | 4 | 9 | 20 | 26 | 21 | 21 | 26 | 17 | 26 | 31 | 27 | 18 | 9 | 15 | 20 | 15 | 11 | 9 | 343 |
| Total | 37 | 17 | 22 | 24 | 16 | 28 | 49 | 178 | 270 | 250 | 206 | 207 | 222 | 229 | 218 | 213 | 201 | 159 | 117 | 151 | 176 | 146 | 84 | 58 | 3278 |

Traffic by Day of the Week and Hour of the Day

| Day Name | 00:00 | 01:00 | 02:00 | 03:00 | 04:00 | 05:00 | 06:00 | 07:00 | 08:00 | 09:00 | 10:00 | 11:00 | 12:00 | 13:00 | 14:00 | 15:00 | 16:00 | 17:00 | 18:00 | 19:00 | 20:00 | 21:00 | 22:00 | 23:00 | Total |
|--------------|-----------|-----------|-----------|-----------|-----------|-----------|-----------|------------|------------|------------|------------|------------|------------|------------|------------|------------|------------|------------|------------|------------|------------|------------|-----------|-----------|-------------|
| Monday | 5 | 1 | 2 | 2 | 5 | 4 | 5 | 32 | 36 | 28 | 18 | 24 | 29 | 21 | 24 | 24 | 19 | 26 | 7 | 15 | 6 | 5 | 4 | 8 | 350 |
| Tuesday | 5 | 4 | | 8 | 5 | 3 | 2 | 12 | 27 | 23 | 13 | 24 | 17 | 26 | 32 | 25 | 26 | 28 | 26 | 30 | 15 | 9 | 6 | 5 | 371 |
| Wednesday | 3 | 1 | 3 | 1 | 2 | 3 | 8 | 31 | 43 | 30 | 24 | 46 | 41 | 55 | 44 | 49 | 48 | 33 | 26 | 29 | 37 | 12 | 6 | 8 | 583 |
| Thursday | 3 | | | 2 | 3 | 9 | 15 | 38 | 57 | 59 | 48 | 44 | 52 | 38 | 47 | 43 | 49 | 20 | 25 | 10 | 11 | 13 | 9 | 1 | 596 |
| Friday | 4 | 3 | 1 | 2 | | 3 | 4 | 34 | 42 | 34 | 27 | 20 | 35 | 31 | 21 | 40 | 36 | 34 | 16 | 12 | 7 | 1 | 4 | 10 | 421 |
| Saturday | 13 | 5 | 12 | 5 | | 3 | 5 | 13 | 21 | 32 | 38 | 18 | 14 | 17 | 17 | 17 | 9 | 6 | 10 | 27 | 52 | 64 | 38 | 17 | 453 |
| Sunday | 4 | 3 | 4 | 4 | 1 | 3 | 10 | 18 | 44 | 44 | 38 | 31 | 34 | 41 | 33 | 15 | 14 | 12 | 7 | 28 | 48 | 42 | 17 | 9 | 504 |
| Total | 37 | 17 | 22 | 24 | 16 | 28 | 49 | 178 | 270 | 250 | 206 | 207 | 222 | 229 | 218 | 213 | 201 | 159 | 117 | 151 | 176 | 146 | 84 | 58 | 3278 |