



Maricopa County Sheriff's Office

# Annual Report for Fountain Hills

This report reflects a year to year comparison of calls for service and on view based on the primary deputy's call sign.

## Data Sources and Knowledge Stores

The Maricopa County Sheriff's Office (MCSO) utilizes Intergraph's Computer-Aided Dispatch (I/CAD), that went live within the MCSO on September 24th, 2013.

## Definitions

**Calls for Service (CFS)** – occurs when a resident contacts the Office, typically by phone, and a deputy is dispatched to handle the call (Wilson & Weiss, 2009).

They include calls to "911" for emergency assistance along with to non-emergency numbers (Police Data Initiative, n.d.).

**Deputy Initiated Activities (On View/OV)** – occurs when a deputy initiates the dispatch by conducting a traffic stop or other proactive policing event.

**Unknown Origin** – this occurs when the I/CAD is unable to determine the origin of the event. This is rare but does happen.

## Additional Information

An asterisk (\*) indicates subcodes were grouped under the main event category. For example, speeding and no seatbelt, etc., are grouped under the main event category Traffic Violation\*.

## References

Police Data Initiative. (n.d.). *Calls for Service*. Retrieved June 13, 2018, from Police Data Initiative: <https://www.policedatainitiative.org/datasets/calls-for-service/>

Wilson, J., & Weiss, A. (2009). *A performance-based approach to police staffing and allocation*. Washington, DC: Office of Community Oriented Policing Services.

## Top 20 Calls For Service

Event Category	2018	2019	2020
WELFARE CHECK	742	828	278
FALSE BURGLAR ALARM*	726	644	135
CITIZEN/MOTORIST ASSIST	250	277	72
SUSPICIOUS ACTIVITY	191	239	64
CIVIL ACTION	203	175	40
SUSPICIOUS PERSON	172	172	57
FOLLOW UP	144	191	51
TRAFFIC HAZARD	177	145	47
VEHICLE CRASH (NO INJURIES)*	159	161	45
AUDIBLE BURGLAR ALARM*	155	119	63
SUSPICIOUS PERSON AND VEHICLE	132	121	40
LOUD NEIGHBORS DISTURBING	115	116	46
ANIMAL NOISE PROBLEM	114	119	32
THEFT	123	110	26
ABANDONED VEHICLE	80	88	16
ATTEMPT TO LOCATE	81	66	30
ILLEGAL PARKING	75	72	23
INJURED/SICK PERSON	85	57	28
ANIMAL PROBLEM	79	61	18
CIVIL MATTER/STANDBY	61	70	20
<b>Total</b>	<b>3864</b>	<b>3831</b>	<b>1131</b>

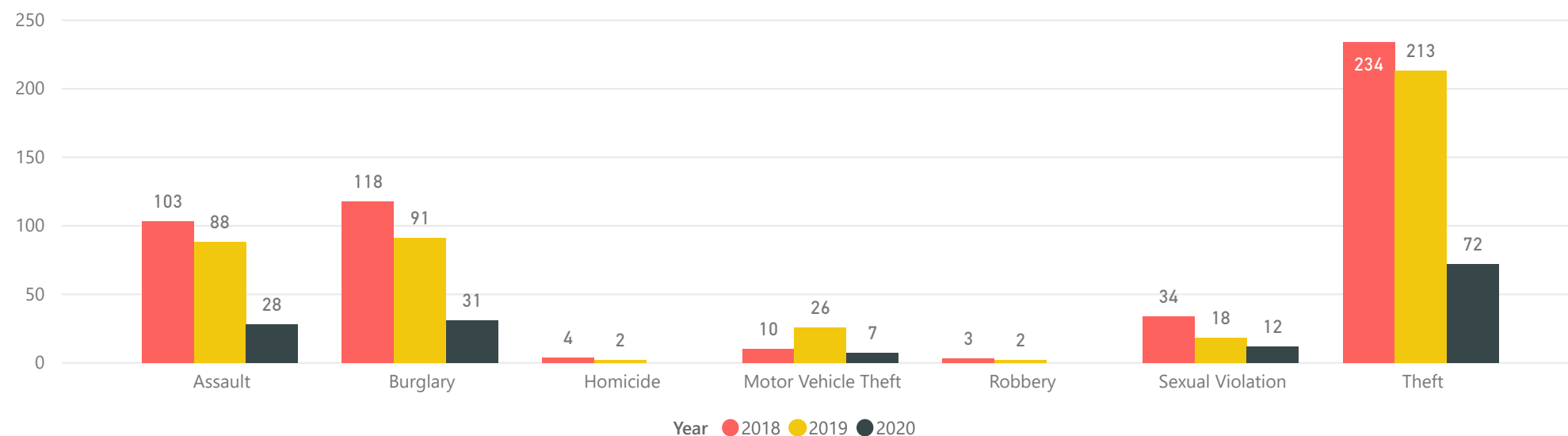
## Top 20 On View

Event Category	2018	2019	2020
PATROL/VACATION WATCH	4898	2047	829
TRAFFIC VIOLATION*	793	2064	855
FOLLOW UP	560	564	229
TRAFFIC CONTROL	514	643	178
SPEEDERS	691	156	18
SCHOOL PROGRAMS(COMM SERV)	333	236	36
CITIZEN/MOTORIST ASSIST	185	188	58
COMMUNITY POLICING*	269	99	24
SPECIAL DETAIL	101	59	34
WELFARE CHECK	112	65	14
TRAFFIC HAZARD	33	92	14
SUSPICIOUS ACTIVITY	45	46	16
FOUND PROPERTY	48	41	14
ORDERS OF PROT - HARASS - CIVIL USE ONLY	33	34	22
CIVIL ACTION	47	18	12
SUSPICIOUS PERSON AND VEHICLE	37	25	1
SUSPICIOUS VEHICLE	25	12	20
CIVIL SUMMONS -CIVIL USE ONLY	25	17	2
CRIMINAL SUBPOENA - CIVIL USE	31	8	1
VEHICLE CRASH (NO INJURIES)*	17	10	5
<b>Total</b>	<b>8797</b>	<b>6424</b>	<b>2382</b>

## Top 20 Calls for Service with Incident Reports

Event Category	2018	2019	2020
VEHICLE CRASH (NO INJURIES)*	112	127	38
THEFT	97	91	21
WELFARE CHECK	50	127	22
CRIMINAL DAMAGE	59	53	14
SUSPICIOUS ACTIVITY	23	74	15
VEHICLE CRASH (WITH INJURIES)*	50	42	13
BURGLARY FROM VEHICLE	41	35	13
FRAUD OR CON GAME	36	33	13
HIT AND RUN (NO INJURIES)	29	46	4
FOUND PROPERTY	29	32	10
IDENTITY THEFT	39	26	6
DEAD BODY	28	29	9
ASSAULT D/V	28	27	10
CIVIL ACTION	24	31	10
DISORDERLY CONDUCT	18	32	12
FIGHT/MUTUAL COMBAT (DV)	15	30	15
FALSE BURGLAR ALARM*	14	45	
ATTEMPT SUICIDE	20	28	10
INJURED/SICK PERSON	23	18	13
ASSAULT	27	12	6
<b>Total</b>	<b>762</b>	<b>938</b>	<b>254</b>

## Major Crime Indicators





# Annual Report for Fountain Hills

April, 2020

## Top 10 Calls For Service

Event Category	2020
WELFARE CHECK	240
AUDIBLE BURGLAR ALARM*	106
SUSPICIOUS PERSON	55
VIOLATION OF EMERGENCY ORDER EFFECTIVE APRIL 1, 2020	13
FALSE BURGLAR ALARM*	13
LOUD NEIGHBORS DISTURBING	11
CITIZEN/MOTORIST ASSIST	10
SUSPICIOUS PERSON AND VEHICLE	10
FOLLOW UP	9
SUSPICIOUS ACTIVITY	8
<b>Total</b>	<b>475</b>

## Top 10 On View

Event Category	2020
PATROL/VACATION WATCH	240
TRAFFIC VIOLATION*	106
FOLLOW UP	55
CITIZEN/MOTORIST ASSIST	13
SUSPICIOUS VEHICLE	13
COMMUNITY POLICING*	11
TRAFFIC CONTROL	10
VIOLATION OF EMERGENCY ORDER EFFECTIVE APRIL 1, 2020	10
SPECIAL DETAIL	9
SPEEDERS	8
<b>Total</b>	<b>475</b>

## Top 6 Calls for Service with Reports

Event Category	2020
TRAFFIC VIOLATION*	8
FOUND PROPERTY	6
VIOLATION OF EMERGENCY ORDER EFFECTIVE APRIL 1, 2020	3
THEFT	2
ATTEMPTED THEFT	1
DUI	1
FIGHT/MUTUAL COMBAT (DV)	1
LOSS REPORT-INSURANCE	1
SUSPICIOUS ACTIVITY	1
THREATS TO COMMIT AN OFFENSE	1
<b>Total</b>	<b>25</b>

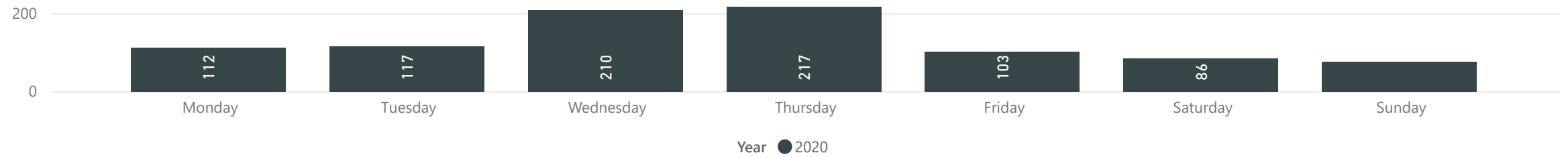
## Areas of Special Interest

Event Category	2020
ATTEMPT SUICIDE	5
DUI	2
NARCOTICS/OTHER DRUGS	2
NARCOTICS/OTHER DRUGS - NARCOTICS -	1
KNOCK & TALK	1
SEX CRIME - OTHER THAN RAPE	1
<b>Total</b>	<b>11</b>

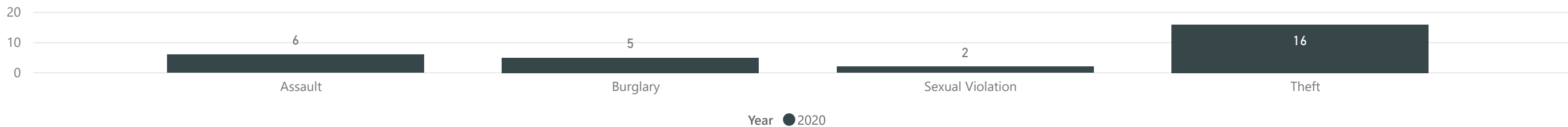
## Events by Call Source

Call Source	2020
Calls for Service (CFS)	407
Deputy Initiated Activities (On View/OV)	516
<b>Total</b>	<b>921</b>

## Calls for Service by Day of Week

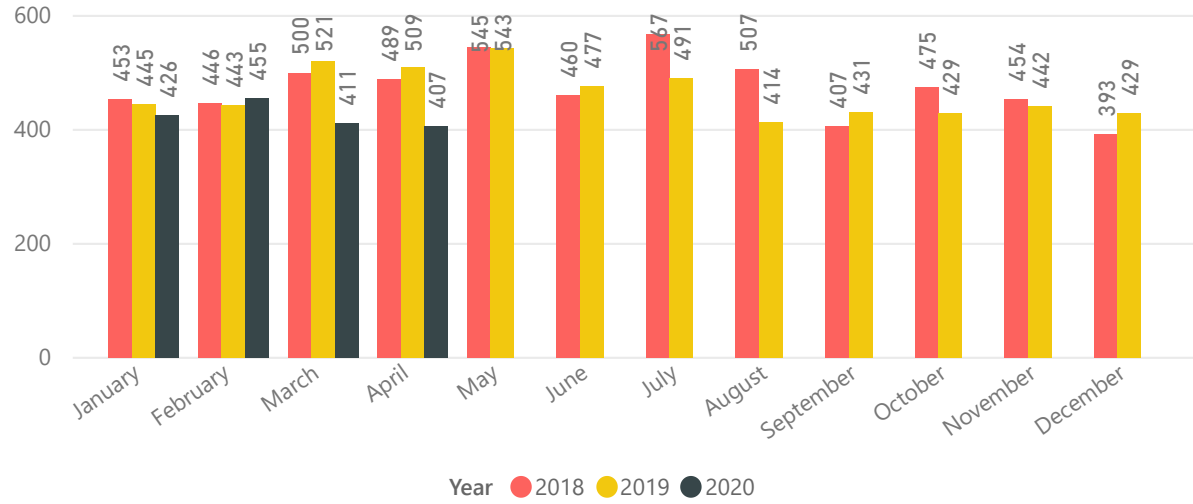


## Major Crime Indicators

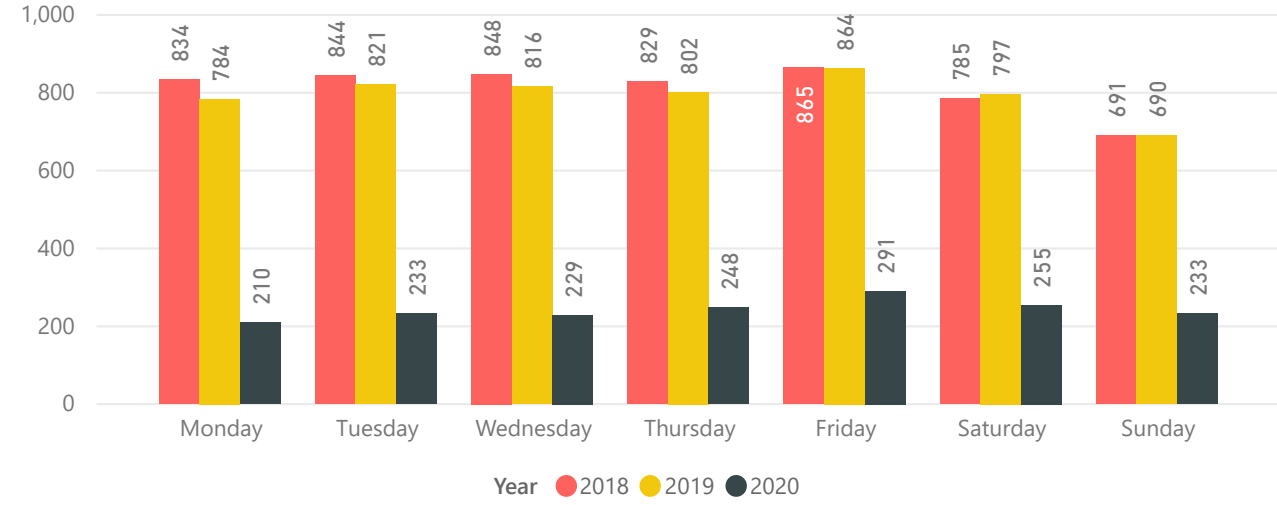


# CALLS FOR SERVICE

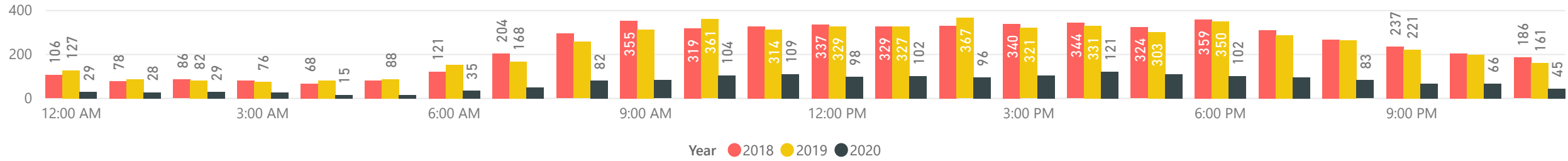
### Calls for Service by Month



### Calls for Service by Day of Week



### Calls for Service by Hour



### Calls for Service by Year and Hour of the Day

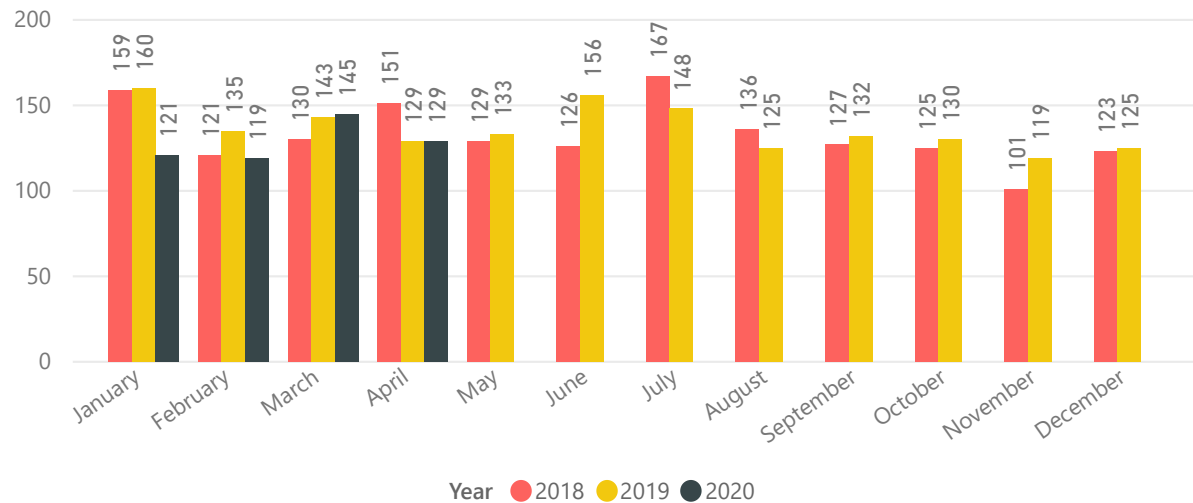
Year	00:00	01:00	02:00	03:00	04:00	05:00	06:00	07:00	08:00	09:00	10:00	11:00	12:00	13:00	14:00	15:00	16:00	17:00	18:00	19:00	20:00	21:00	22:00	23:00	Total
2018	106	78	86	82	68	82	121	204	295	355	319	328	337	329	330	340	344	324	359	312	268	237	206	186	5696
2019	127	88	82	76	81	88	154	168	258	315	361	314	329	327	367	321	331	303	350	289	264	221	199	161	5574
2020	29	28	29	27	15	16	35	50	82	83	104	109	98	102	96	105	121	111	102	97	83	66	66	45	1699
<b>Total</b>	<b>262</b>	<b>194</b>	<b>197</b>	<b>185</b>	<b>164</b>	<b>186</b>	<b>310</b>	<b>422</b>	<b>635</b>	<b>753</b>	<b>784</b>	<b>751</b>	<b>764</b>	<b>758</b>	<b>793</b>	<b>766</b>	<b>796</b>	<b>738</b>	<b>811</b>	<b>698</b>	<b>615</b>	<b>524</b>	<b>471</b>	<b>392</b>	<b>12969</b>

### Calls for Service by Day of the Week and Hour of the Day

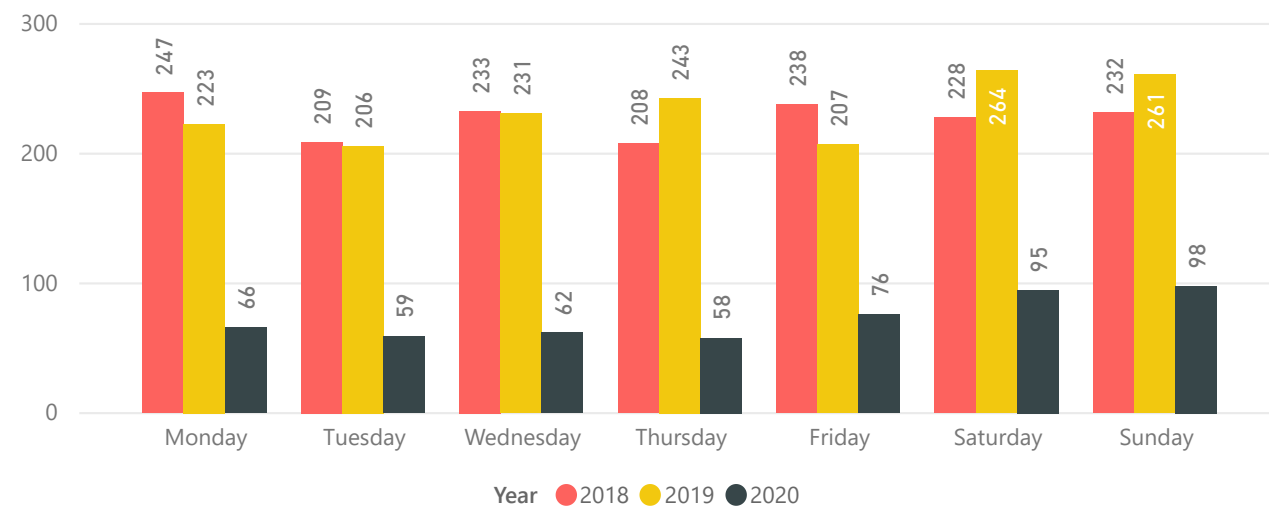
Day Name	00:00	01:00	02:00	03:00	04:00	05:00	06:00	07:00	08:00	09:00	10:00	11:00	12:00	13:00	14:00	15:00	16:00	17:00	18:00	19:00	20:00	21:00	22:00	23:00	Total
Monday	31	24	13	30	29	20	39	61	92	107	119	98	94	109	134	109	121	97	121	120	80	74	65	41	1828
Tuesday	32	22	18	30	20	28	52	71	101	111	118	121	115	115	128	134	122	99	105	107	73	72	58	46	1898
Wednesday	33	20	32	31	29	27	48	54	103	117	106	103	115	120	123	113	108	100	134	95	97	77	61	47	1893
Thursday	36	25	29	24	20	28	45	63	89	124	102	96	114	118	113	112	114	122	126	95	85	72	65	62	1879
Friday	33	28	34	20	29	34	49	68	103	120	128	115	130	123	125	108	119	122	113	94	99	88	77	61	2020
Saturday	53	39	41	26	17	25	45	52	82	105	109	123	115	87	80	108	99	105	96	108	91	73	76	82	1837
Sunday	44	36	30	24	20	24	32	53	65	69	102	95	81	86	90	82	113	93	116	79	90	68	69	53	1614
<b>Total</b>	<b>262</b>	<b>194</b>	<b>197</b>	<b>185</b>	<b>164</b>	<b>186</b>	<b>310</b>	<b>422</b>	<b>635</b>	<b>753</b>	<b>784</b>	<b>751</b>	<b>764</b>	<b>758</b>	<b>793</b>	<b>766</b>	<b>796</b>	<b>738</b>	<b>811</b>	<b>698</b>	<b>615</b>	<b>524</b>	<b>471</b>	<b>392</b>	<b>12969</b>

# CALLS FOR SERVICE ASSISTING UNITS

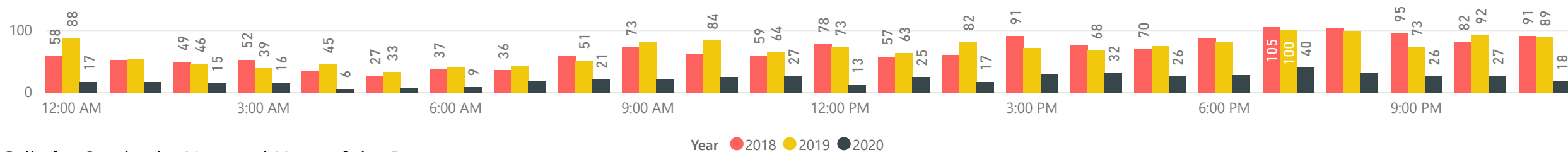
### Calls for Service by Month



### Calls for Service by Day of Week



### Calls for Service by Hour



### Calls for Service by Year and Hour of the Day

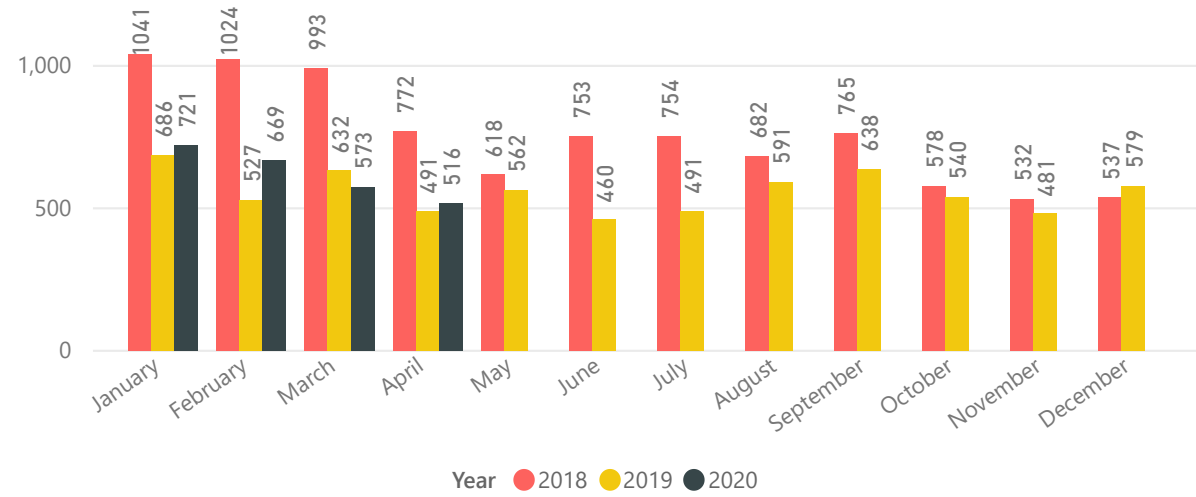
Year	00:00	01:00	02:00	03:00	04:00	05:00	06:00	07:00	08:00	09:00	10:00	11:00	12:00	13:00	14:00	15:00	16:00	17:00	18:00	19:00	20:00	21:00	22:00	23:00	Total
2018	58	52	49	52	35	27	37	36	58	73	62	59	78	57	60	91	77	70	87	105	104	95	82	91	1595
2019	88	53	46	39	45	33	41	43	51	82	84	64	73	63	82	71	68	75	81	100	99	73	92	89	1635
2020	17	17	15	16	6	8	9	19	21	21	25	27	13	25	17	29	32	26	28	40	32	26	27	18	514
<b>Total</b>	<b>163</b>	<b>122</b>	<b>110</b>	<b>107</b>	<b>86</b>	<b>68</b>	<b>87</b>	<b>98</b>	<b>130</b>	<b>176</b>	<b>171</b>	<b>150</b>	<b>164</b>	<b>145</b>	<b>159</b>	<b>191</b>	<b>177</b>	<b>171</b>	<b>196</b>	<b>245</b>	<b>235</b>	<b>194</b>	<b>201</b>	<b>198</b>	<b>3744</b>

### Calls for Service by Day of the Week and Hour of the Day

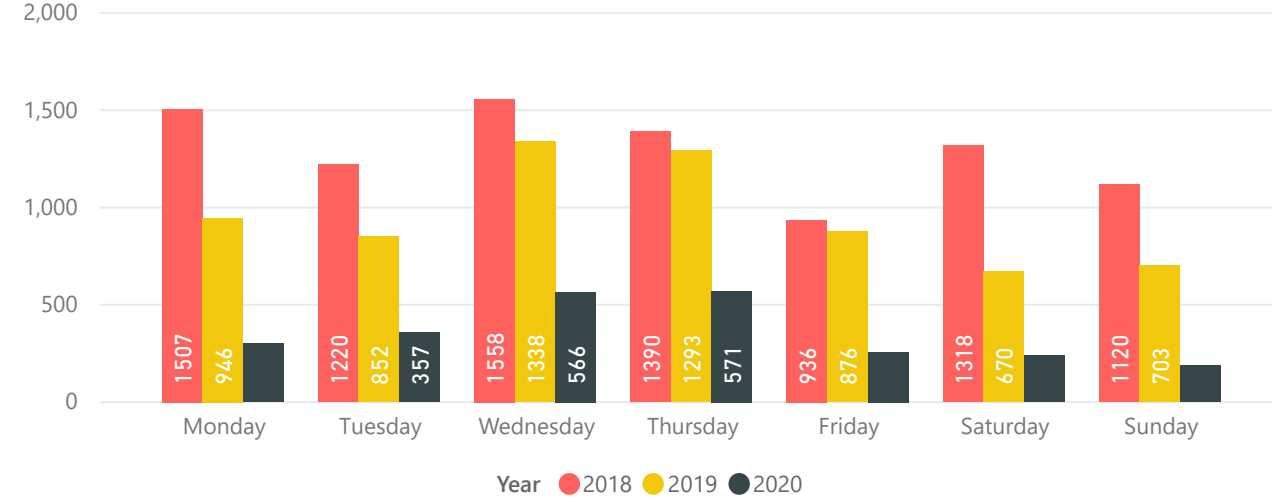
Day Name	00:00	01:00	02:00	03:00	04:00	05:00	06:00	07:00	08:00	09:00	10:00	11:00	12:00	13:00	14:00	15:00	16:00	17:00	18:00	19:00	20:00	21:00	22:00	23:00	Total
Monday	19	15	4	19	16	5	15	20	15	27	22	25	17	16	28	32	35	33	31	38	26	27	26	25	536
Tuesday	20	10	12	19	14	9	11	13	17	18	20	25	16	19	22	26	26	22	31	30	25	19	25	25	474
Wednesday	16	13	18	14	16	12	13	8	9	25	14	18	35	26	20	27	23	20	31	25	42	43	30	28	526
Thursday	29	16	17	11	8	6	13	12	15	23	27	16	18	25	20	28	23	23	26	32	32	27	30	32	509
Friday	21	17	16	13	15	10	10	15	27	35	20	20	31	18	19	25	19	25	23	30	31	26	24	31	521
Saturday	33	27	25	14	10	12	13	18	26	26	31	18	22	21	15	30	23	28	23	47	39	23	30	33	587
Sunday	25	24	18	17	7	14	12	12	21	22	37	28	25	20	35	23	28	20	31	43	40	29	36	24	591
<b>Total</b>	<b>163</b>	<b>122</b>	<b>110</b>	<b>107</b>	<b>86</b>	<b>68</b>	<b>87</b>	<b>98</b>	<b>130</b>	<b>176</b>	<b>171</b>	<b>150</b>	<b>164</b>	<b>145</b>	<b>159</b>	<b>191</b>	<b>177</b>	<b>171</b>	<b>196</b>	<b>245</b>	<b>235</b>	<b>194</b>	<b>201</b>	<b>198</b>	<b>3744</b>

# ON VIEW

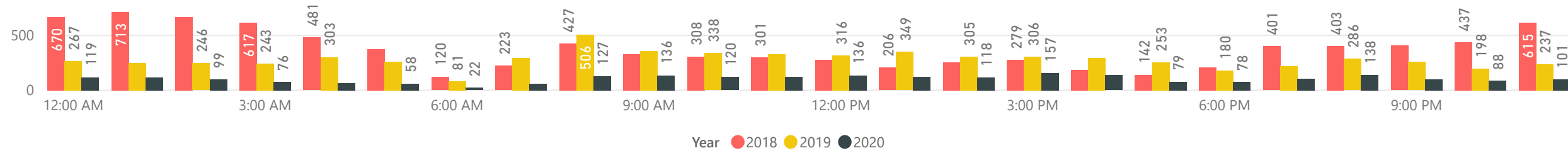
### On View by Month



### On View by Day of Week



### On View by Hour



### On View by Year and Hour of the Day

Year	00:00	01:00	02:00	03:00	04:00	05:00	06:00	07:00	08:00	09:00	10:00	11:00	12:00	13:00	14:00	15:00	16:00	17:00	18:00	19:00	20:00	21:00	22:00	23:00	Total
2018	670	713	670	617	481	373	120	223	427	330	308	301	276	206	254	279	188	142	208	401	403	407	437	615	9049
2019	267	251	246	243	303	259	81	294	506	357	338	327	316	349	305	306	297	253	180	221	286	258	198	237	6678
2020	119	116	99	76	64	58	22	62	127	136	120	123	136	121	118	157	137	79	78	104	138	100	88	101	2479
<b>Total</b>	<b>1056</b>	<b>1080</b>	<b>1015</b>	<b>936</b>	<b>848</b>	<b>690</b>	<b>223</b>	<b>579</b>	<b>1060</b>	<b>823</b>	<b>766</b>	<b>751</b>	<b>728</b>	<b>676</b>	<b>677</b>	<b>742</b>	<b>622</b>	<b>474</b>	<b>466</b>	<b>726</b>	<b>827</b>	<b>765</b>	<b>723</b>	<b>953</b>	<b>18206</b>

### On View by Day of the Week and Hour of the Day

Day Name	00:00	01:00	02:00	03:00	04:00	05:00	06:00	07:00	08:00	09:00	10:00	11:00	12:00	13:00	14:00	15:00	16:00	17:00	18:00	19:00	20:00	21:00	22:00	23:00	Total	
Monday	133	132	127	100	106	118	34	100	185	115	114	108	104	107	102	162	188	144	105	104	119	85	43	118	2753	
Tuesday	124	162	146	124	99	102	37	85	172	115	97	109	104	104	114	110	84	69	75	78	55	39	56		169	2429
Wednesday	212	190	184	179	174	110	27	100	189	147	139	157	146	135	147	128	101	71	92	133	181	159	177	184	3462	
Thursday	179	174	158	167	165	104	42	104	211	169	167	153	158	138	136	145	104	58	74	112	123	140	129	144	3254	
Friday	144	160	139	123	121	84	21	93	152	108	91	94	97	82	62	95	69	71	39	38	34	15	37	100	2069	
Saturday	147	151	153	126	112	107	29	45	62	75	78	59	55	43	53	51	40	26	44	136	173	188	147	128	2228	
Sunday	117	111	108	117	71	65	33	52	89	94	80	71	64	67	63	51	36	35	37	125	142	139	134	110	2011	
<b>Total</b>	<b>1056</b>	<b>1080</b>	<b>1015</b>	<b>936</b>	<b>848</b>	<b>690</b>	<b>223</b>	<b>579</b>	<b>1060</b>	<b>823</b>	<b>766</b>	<b>751</b>	<b>728</b>	<b>676</b>	<b>677</b>	<b>742</b>	<b>622</b>	<b>474</b>	<b>466</b>	<b>726</b>	<b>827</b>	<b>765</b>	<b>723</b>	<b>953</b>	<b>18206</b>	

# TRAFFIC

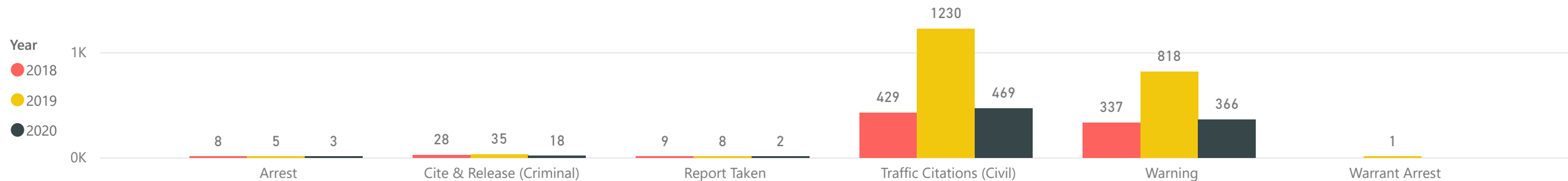
This report reflects the traffic stop activity based on call types for traffic violations (910) and reckless/overly aggressive driving (693/693R) along with DUI and aggravated DUI (692 and 692F) for all call sources (calls for service and on view).

DESCRIPTION	2018	2019	2020
CIVIL CITATION - NO IR	421	1200	456
CIVIL CITATION *PROPERTY IMPOUNDED - IR GENERATED	8	23	12
CRIMINAL TRAFFIC CITE & RELEASE *PROPERTY IMPOUNDED	10	12	6
CRIMINAL TRAFFIC CITE & RELEASE NO PROPERTY IMPOUNDED	16	23	12
DETAIL COMPLETED AS ASSISTING UNIT	80	87	46
DETAIL COMPLETED AS PRIMARY UNIT	15	22	1
DETAIL COMPLETED VIA PHONE		2	4
INCIDENTAL CONTACT	1	1	2
INFORMATION RECEIVED	4	2	3
OFFENSE REPORT NO ARREST - NON TRAFFIC	6	6	2
OFFENSE REPORT SUPPLEMENT	3	5	
OFFENSE REPORT WITH BOOKING - INCLUDES TRAFFIC / NON-TRAFFIC	8	5	3
OFFENSE REPORT WITH CITE & RELEASE - NON TRAFFIC	2		
POLICE SERVICE REPORT	3	2	
SUPERVISOR DUTIES	23	14	7
TOW TRUCK REQUEST OR CIVIL CITATION WITH VEHICLE TOW/IMPOUND		7	1
UNABLE TO CONTACT VIA PHONE			1
UNABLE TO LOCATE / UNABLE TO CONTACT FOR SERVICE	9	5	2
WARNING ISSUED	337	818	366
WARRANT ARREST - IR GENERATED (NO NEW CHARGES FILED)		1	
<b>Total</b>	<b>946</b>	<b>2235</b>	<b>924</b>

## Call Types by Year

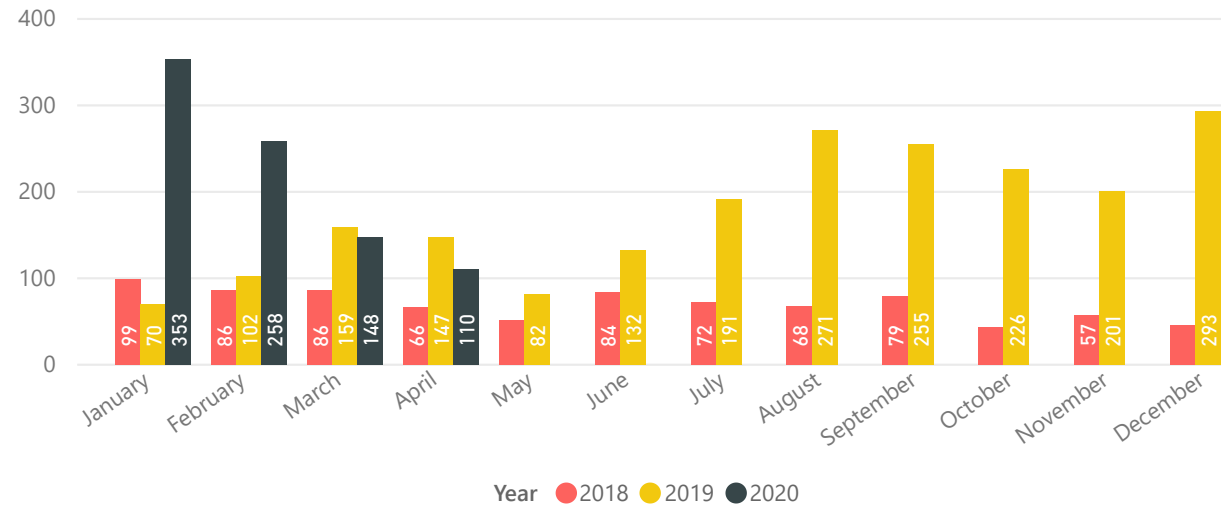
Description	2018	2019	2020
TRAFFIC VIOLATION - SPEEDING	513	1423	587
TRAFFIC VIOLATION - STOP SIGN - RED LIGHT	90	252	27
TRAFFIC VIOLATION - NON-MOVING OTHER	53	148	69
TRAFFIC VIOLATION - MOVING OTHER	59	97	81
TRAFFIC VIOLATION	54	64	39
TRAFFIC VIOLATION - EXPIRED PLATES		40	21
TRAFFIC VIOLATION - SUSPENDED DRIVERS LICENSE	18	20	15
RECKLESS DRIVING	20	19	7
DUI	14	12	3
PROOF OF INSURANCE/MANDATORY INSURANCE	4	13	8
SUSPENSION			
TRAFFIC VIOLATION - CRIMINAL SPEED	6	13	5
OVERLY AGGRESSIVE DRIVER	4	8	3
TRAFFIC VIOLATION - INVALID REGISTRATION		5	2
TRAFFIC VIOLATION - SUSPENDED REGISTRATION		5	1
CRIMINAL 28 (NON-SPEED)		2	1
DUI - AGG. DUI		3	
TRAFFIC VIOLATION - CHILD RESTRAINT	1	1	
TRAFFIC VIOLATION - SEAT BELT		2	
BICYCLE STOP		1	
TRAFFIC VIOLATION - EXCESS TINTING		1	
TRAFFIC VIOLATION - FAILURE TO SIGNAL	1		
<b>Total</b>	<b>837</b>	<b>2129</b>	<b>869</b>

## Disposition Categories by Year

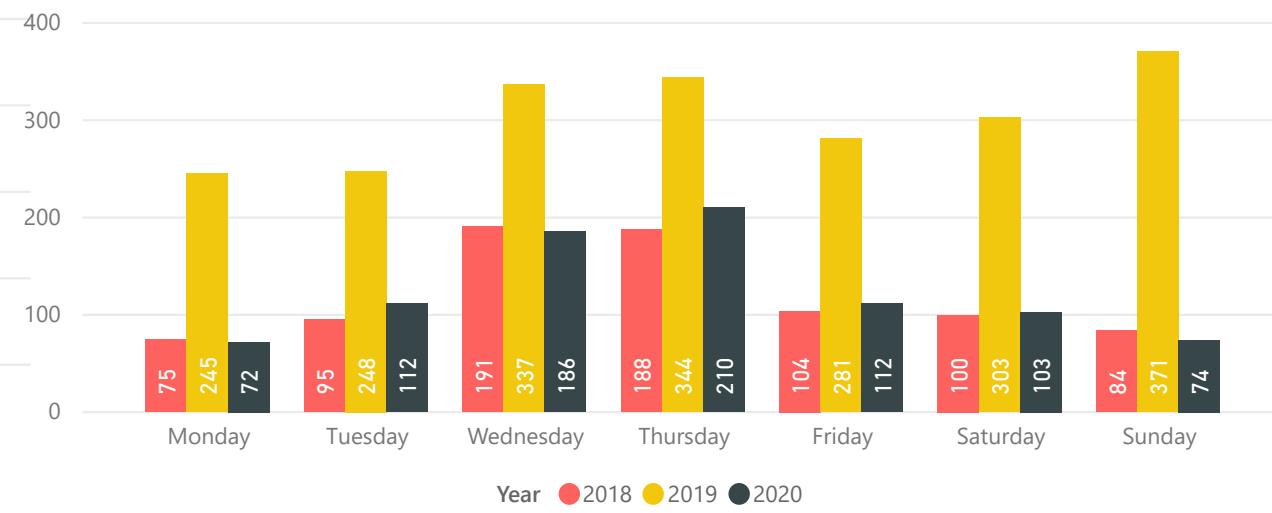


# TRAFFIC

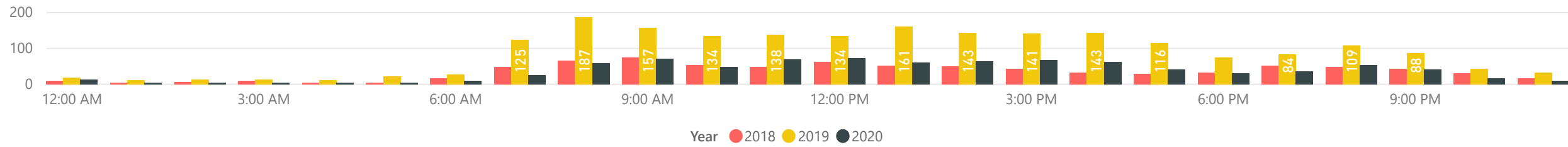
### Traffic by Month



### Traffic by Day of Week



### Traffic by Hour



### Traffic by Year and Hour of the Day

Year	00:00	01:00	02:00	03:00	04:00	05:00	06:00	07:00	08:00	09:00	10:00	11:00	12:00	13:00	14:00	15:00	16:00	17:00	18:00	19:00	20:00	21:00	22:00	23:00	Total
2018	10	4	7	9	2	4	16	49	66	75	54	49	62	52	50	44	32	29	33	52	48	43	31	16	837
2019	18	12	13	13	12	22	28	125	187	157	134	138	134	161	143	141	143	116	75	84	109	88	43	33	2129
<b>Total</b>	<b>42</b>	<b>19</b>	<b>22</b>	<b>26</b>	<b>16</b>	<b>29</b>	<b>54</b>	<b>200</b>	<b>312</b>	<b>304</b>	<b>237</b>	<b>256</b>	<b>269</b>	<b>273</b>	<b>258</b>	<b>252</b>	<b>238</b>	<b>187</b>	<b>138</b>	<b>172</b>	<b>210</b>	<b>172</b>	<b>91</b>	<b>58</b>	<b>3835</b>

### Traffic by Day of the Week and Hour of the Day

Day Name	00:00	01:00	02:00	03:00	04:00	05:00	06:00	07:00	08:00	09:00	10:00	11:00	12:00	13:00	14:00	15:00	16:00	17:00	18:00	19:00	20:00	21:00	22:00	23:00	Total
Monday	5	1	2	2	5	5	7	34	40	30	22	27	30	25	26	24	20	29	15	18	7	6	4	8	392
Tuesday	6	4		8	5	3	2	14	33	27	18	27	23	37	37	31	33	34	29	39	21	13	6	5	455
Wednesday	3	3	3	1	2	3	7	37	52	47	30	61	54	60	51	59	57	40	31	32	48	17	8	8	714
Thursday	5			2	3	9	17	46	71	76	57	56	68	54	62	57	58	25	27	11	15	13	9	1	742
Friday	5	3	1	4		3	5	36	47	41	30	28	42	38	26	43	44	39	18	16	12	2	4	10	497
Saturday	14	5	12	5		3	5	14	24	35	39	25	18	18	23	22	12	6	11	28	57	73	40	17	506
Sunday	4	3	4	4	1	3	11	19	45	48	41	32	34	41	33	16	14	14	7	28	50	48	20	9	529
<b>Total</b>	<b>42</b>	<b>19</b>	<b>22</b>	<b>26</b>	<b>16</b>	<b>29</b>	<b>54</b>	<b>200</b>	<b>312</b>	<b>304</b>	<b>237</b>	<b>256</b>	<b>269</b>	<b>273</b>	<b>258</b>	<b>252</b>	<b>238</b>	<b>187</b>	<b>138</b>	<b>172</b>	<b>210</b>	<b>172</b>	<b>91</b>	<b>58</b>	<b>3835</b>